







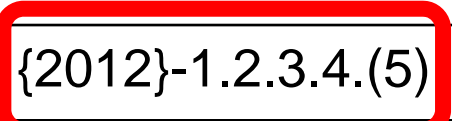
Ontario's 2012 Building Code
Barrier-Free Design Amendments
Ontario Regulation 332/12
Amended by O. Regs. 368/13 and 191/14

Notice:

- This E-Learning module is intended for general information purposes only. To fully understand the material, readers should have an advanced familiarity of Ontario's 2012 Building Code.
- The module summarizes complex material and reflects legislation that may change. It is not intended as legal or technical advice and it should not be relied on as such. It was prepared as a tool to help readers quickly identify some of the important changes to Ontario's Building Code.
- Building Code users are advised to consult the official version of the Building Code Act, 1992 and the 2012 Building Code (Ontario Regulation 332/12), which are available at www.e-laws.gov.on.ca. The Ministry's Building Code Compendium is available from Publications Ontario by calling 1-800-668-9938.
- For questions about how the Building Code might apply to a particular building, please contact your local municipal building department.

Overview

Barrier-Free Design Amendments

LEGEND		
Symbol		Denotes
	-	Revision
	-	Moved/incorporated
	-	New/expanded
	-	Deletion
	-	O. Reg. 332/12 Code Reference



Timing

- Ontario Regulations 368/13 and 191/14 are amendments to the current edition of the Building Code (O. Reg. 332/12)
- The Building Code is a regulation made under the authority of the Building Code Act, 1992
- O. Regs. 368/13 and 191/14 come into force on January 1, 2015:
 - Apply to building permit applications made on or after that date



Division B

3.2.4.19.(4)(e)

Alert and Alarm Signals

- Visual signal devices also required in certain public universal washrooms and washrooms with ambulatory or barrier-free water closet stalls



Division B

3.2.4.19.(4)(f)

Alert and Alarm Signals

- In Group C major occupancy apartment buildings, visual signal devices are required in the living space of a suite of residential occupancy



Division B 3.2.4.22.(13), (14) & (15)

Required Smoke Alarms

- The required visual signalling component for smoke alarms need not:
 - Be integrated,
 - Be on battery backup, or
 - Have synchronized flash rates when installed in a dwelling unit
- In sleeping rooms, minimum luminous intensity of visual signalling component of 175 candelas

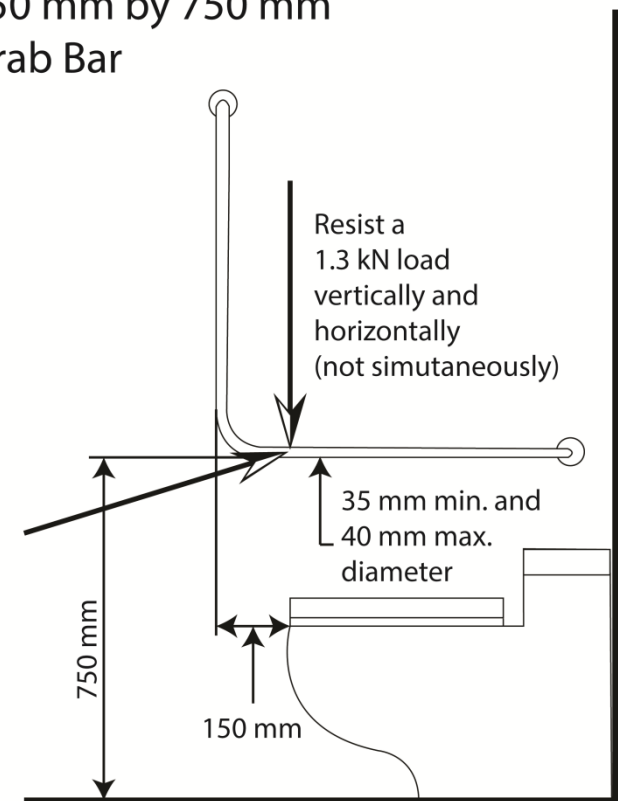


Division B 3.3.4.9.(1)(a)

Stud Wall Reinforcement

- Grab bar for water closet:
 - L-shaped adjacent to water closet
 - Horizontal behind water closet
 - 1.3 kN specified load

750 mm by 750 mm
Grab Bar

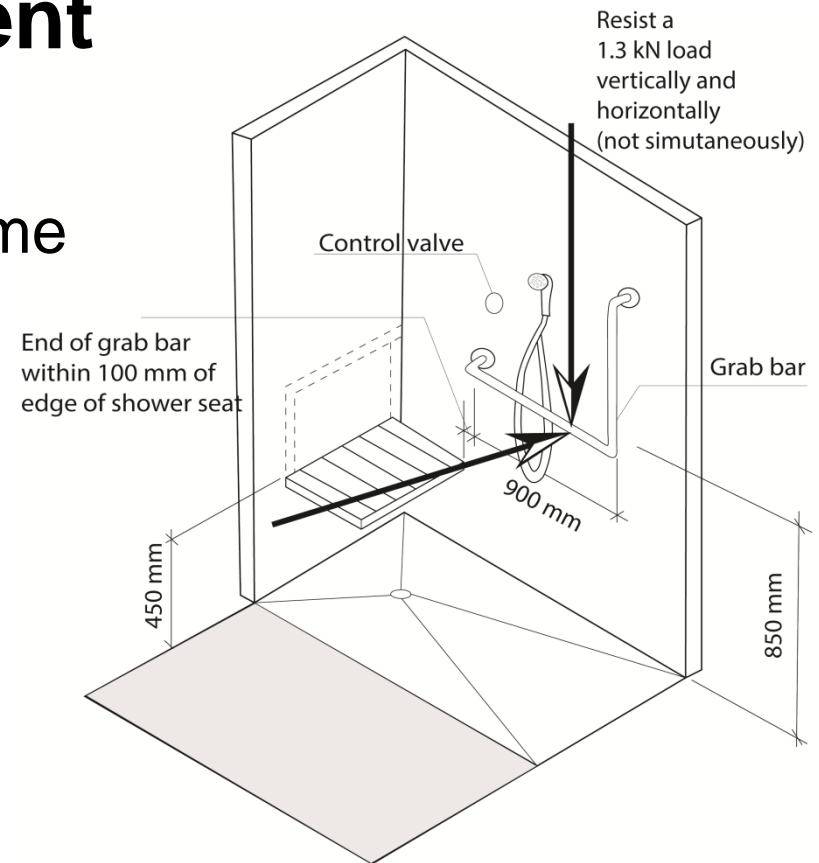




Division B 3.3.4.9.(1)(b)

Stud Wall Reinforcement

- Grab bar for Shower:
 - L-shaped grab bar on same wall as controls
 - 1.3 kN specified load

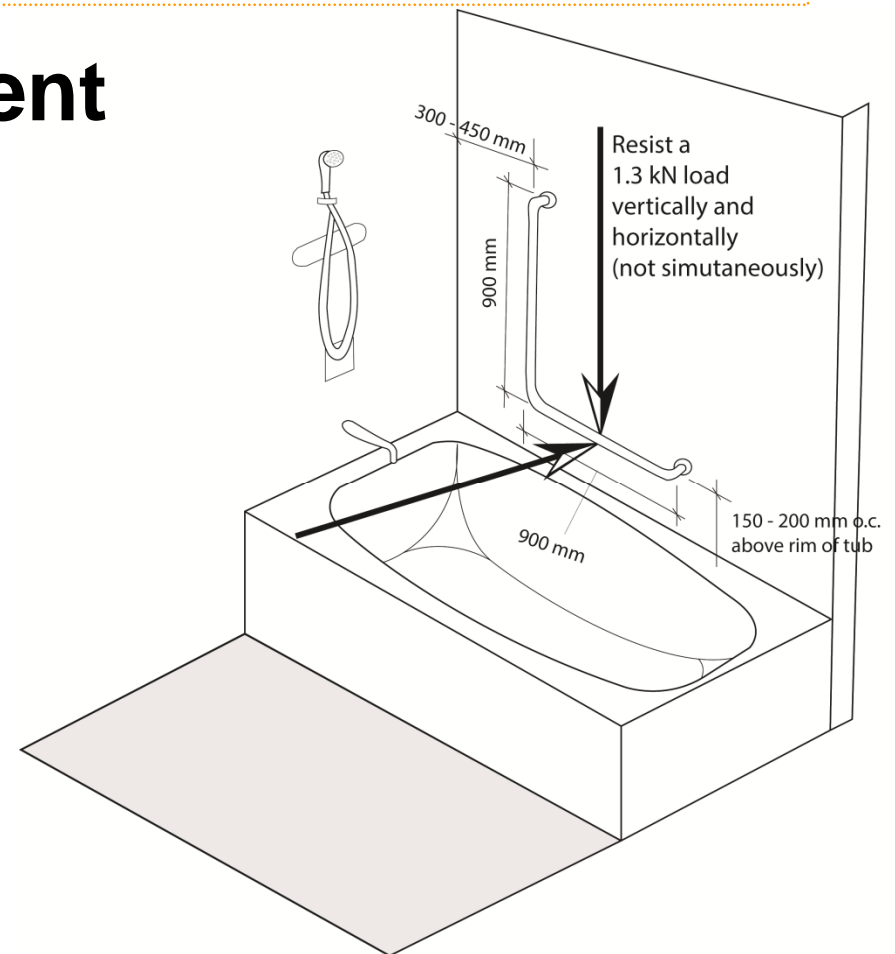




Division B 3.3.4.9.(1)(c)

Stud Wall Reinforcement

- Grab bar for bathtub:
 - L-shaped grab bar near controls
 - 1.3 kN specified load



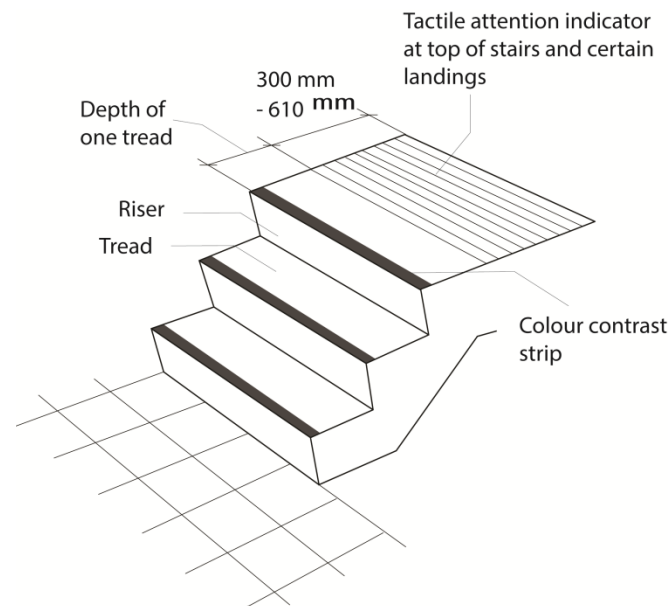


Division B

3.4.6.1.(1)

Surface Finish of Ramps and Stairs

- New requirements for landings and treads:
 - Demarcate leading edge of tread and landing



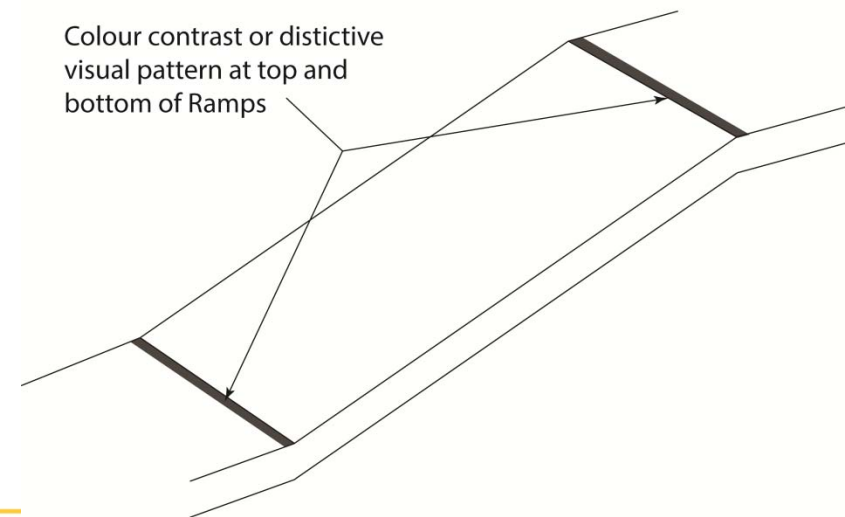


Division B

3.4.6.1.(1)

Surface Finish of Ramps and Stairs

- New requirement for ramps:
 - Demarcate beginning of ramp
 - Demarcate end of ramp





Division B

3.4.6.1.(2)

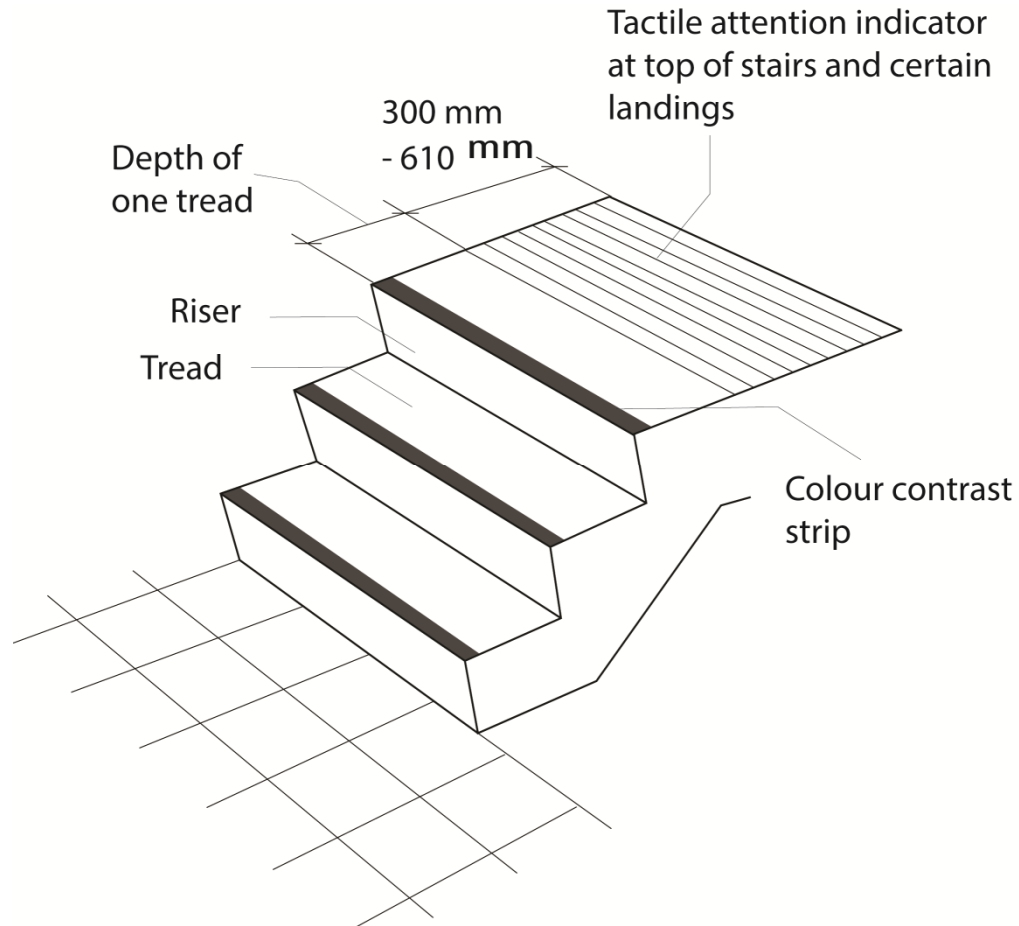
Surface Finish of Ramps and Stairs

- Tactile attention indicator required:
 - On landings where a doorway opens onto the stair, and
 - At the top of interior stairs



Division B

A-3.4.6.1.(2)





Division B 3.7.4.2.(8)

Plumbing Fixtures, General

- New Sentence permits one universal washroom and one shared regular washroom where only one water closet is required for males and one water closet is required for females

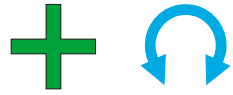


Division B

3.7.4.2.(9)

Plumbing Fixtures, General

- Only one washroom to serve both sexes is permitted in dining rooms, restaurants, cafeterias and alcoholic beverage establishments if the occupant load is not more than 10 persons



Division B 3.8.

Occupancy Requirements

- Three types of washrooms and their application:
 - Universal washrooms,
 - Barrier-free washrooms, and
 - Ambulatory water closet stalls



Division B

3.8.1.1.(1)(d)

Application

- Camps for housing of workers have been added to the list of building types exempt from the requirements of Section 3.8.



Division B

Table 3.8.1.2. & 3.8.1.2.(2)

Entrances

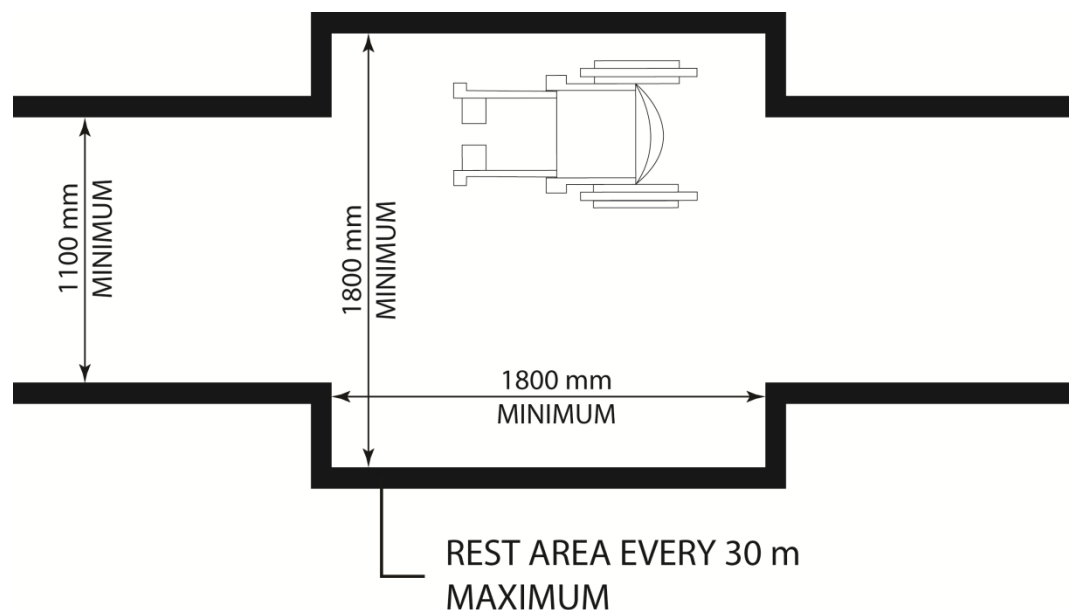
- Clarified the number of pedestrian entrances into a building in Column 1, Item 2 of Table 3.8.1.2.
- At least one of the pedestrian barrier-free entrances must be the principal entrance into the building



Division B 3.8.1.3.(4)

Barrier-Free Path of Travel

- Increased passing area in the barrier-free path of travel to 1800 mm by 1800 mm





Division B

3.8.1.3.(6)(a)

Barrier-Free Path of Travel

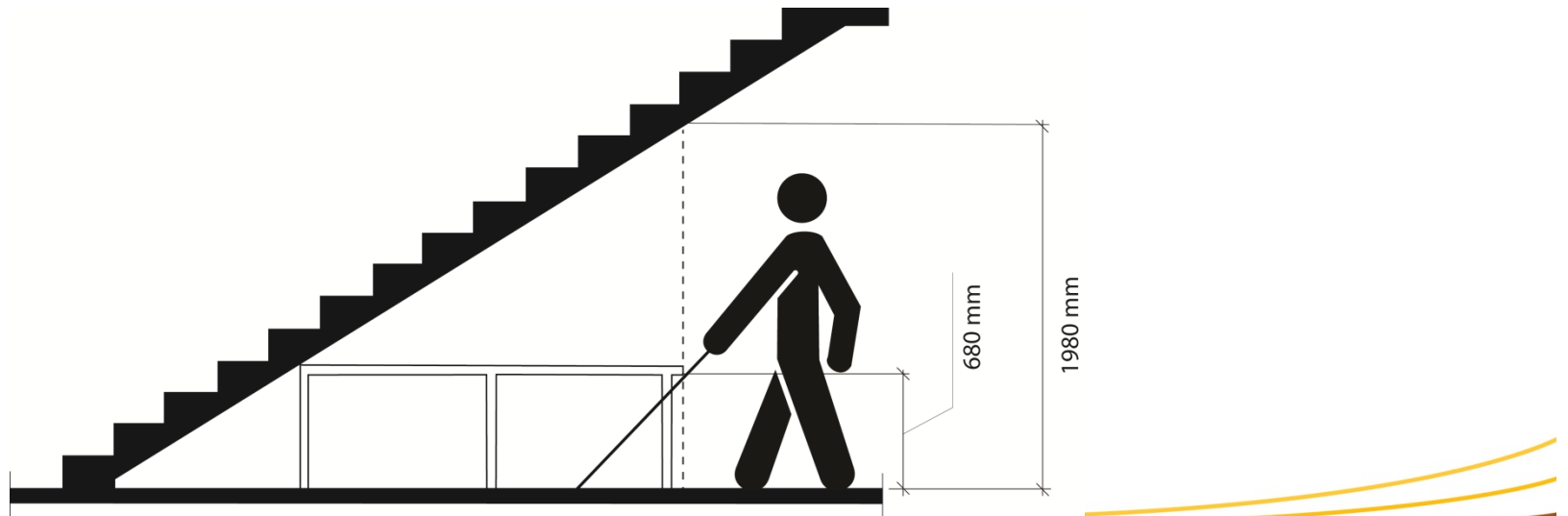
- The interior walking surface of normally occupied floor areas that do not form part of a required barrier-free path of travel are also required to meet the accessibility design parameters



Division B 3.8.1.3.(6)(b)

Barrier-Free Path of Travel

- Protection also required in corridors or aisles, not part of a barrier-free path of travel, when the headroom clearance is less than 1980 mm





Division B

3.8.1.4.(3)

Escalators and Moving Walks

- A barrier-free path of travel is required to floor areas that are served by a moving walk

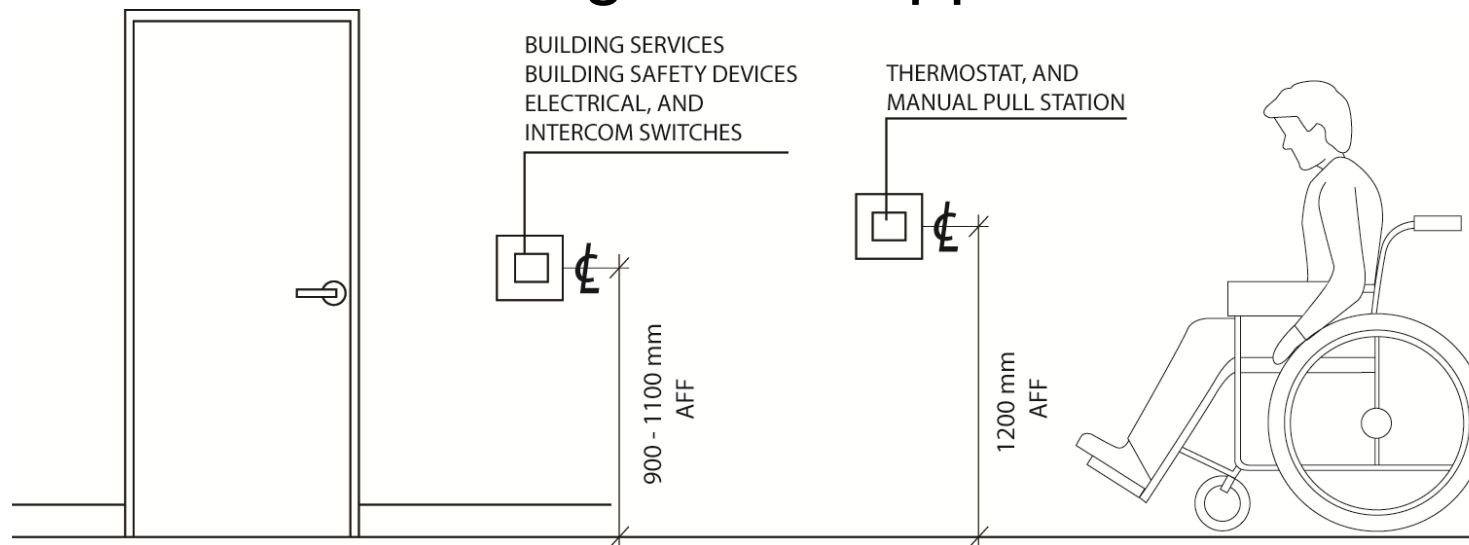


Division B

3.8.1.5.(1)

Controls

- Controls for certain building services or safety devices must be accessible to a person in a wheelchair using a side approach





Division B

3.8.2.1.(1)(b) & (c)

Areas Requiring Barrier-Free Path of Travel

- A barrier-free path of travel to and throughout a rooftop amenity space is required for all buildings if the amenity space is served by a passenger elevator, escalator, inclined moving walk, or other platform equipped passenger elevating device.



Division B

3.8.2.1.(1)(b) & (c)

Areas Requiring Barrier-Free Path of Travel

- A barrier-free path of travel is required to and throughout rooftop amenity spaces served by a passenger elevator, escalator, inclined moving walk, or other platform equipped passenger elevating device, except for:
 - Certain B2, B3, C, D, F2, F3, licensed restaurants and child care facilities



Division B 3.8.2.1.(2)

Areas Requiring Barrier-Free Path of Travel

- A barrier-free path of travel to and throughout normally occupied floor areas is not required in certain occupancies and building sizes of:
 - Group B, Division 2 and 3,
 - Group C, or D,
 - Parking levels in Group F, Division 2 or 3,
 - Licensed restaurants, and
 - Child care facilities



Division B

3.8.2.1.(3)(h)(i) to (iii)

Areas Requiring Barrier-Free Path of Travel

- In fixed seat assembly occupancies, a barrier-free path of travel is required to:
 - Spaces designated for wheelchairs,
 - Seats designated for adaptable seating, and
 - Storage spaces for wheelchairs and mobility assistive devices.



Division B

3.8.2.1.(4)

Areas Requiring Barrier-Free Path of Travel

- The ratio of fixed seats to designated wheelchair spaces in assembly occupancies has been modified
- New requirement to provide designated adaptive seating in assembly occupancies with fixed seating



Division B

3.8.2.1.(5)

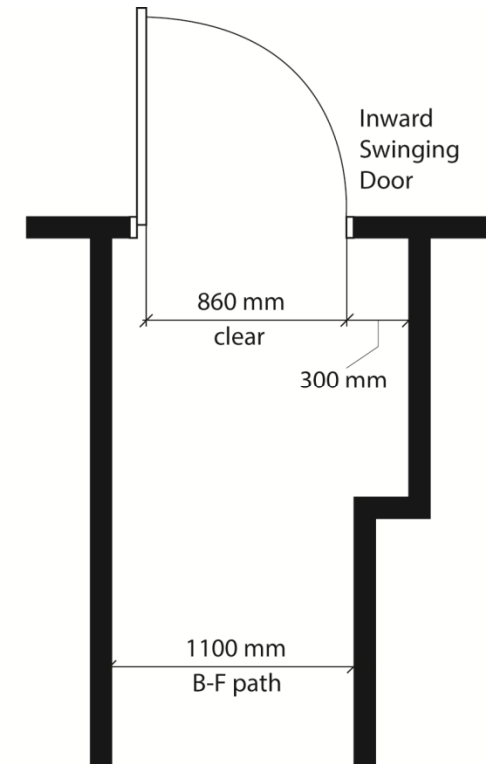
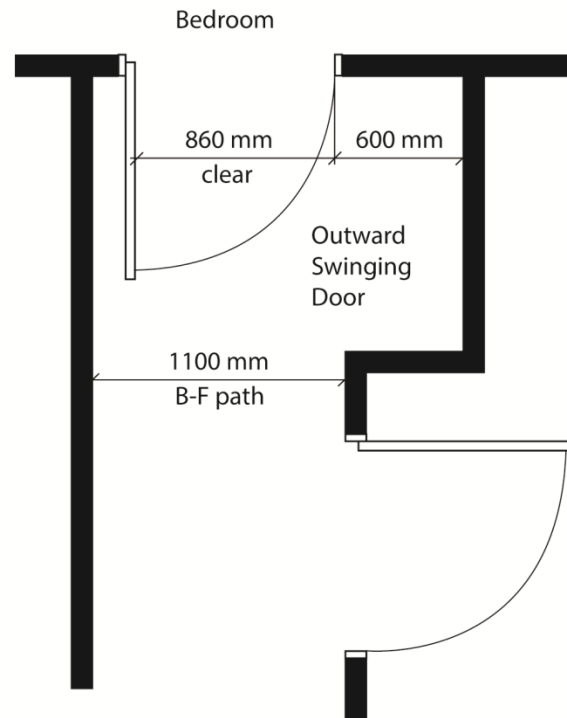
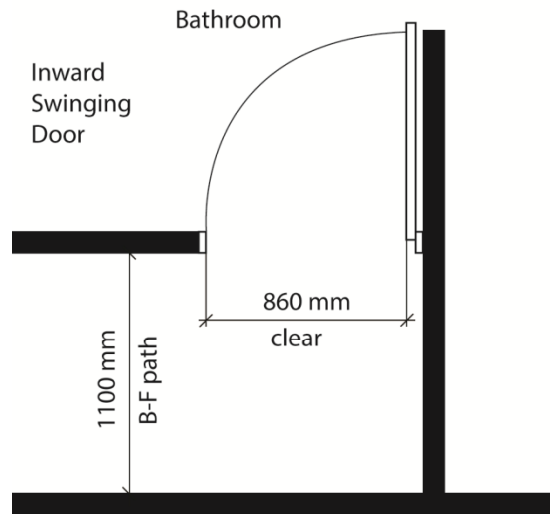
Areas Requiring Barrier-Free Path of Travel

- 15% of apartment suites must have a barrier-free path of travel within the suite into a:
 - Bedroom,
 - Bathroom
 - Kitchen or kitchen space, and to
 - Living room or space



Division B

3.8.2.1.(5)





Division B

3.8.2.1.(6)

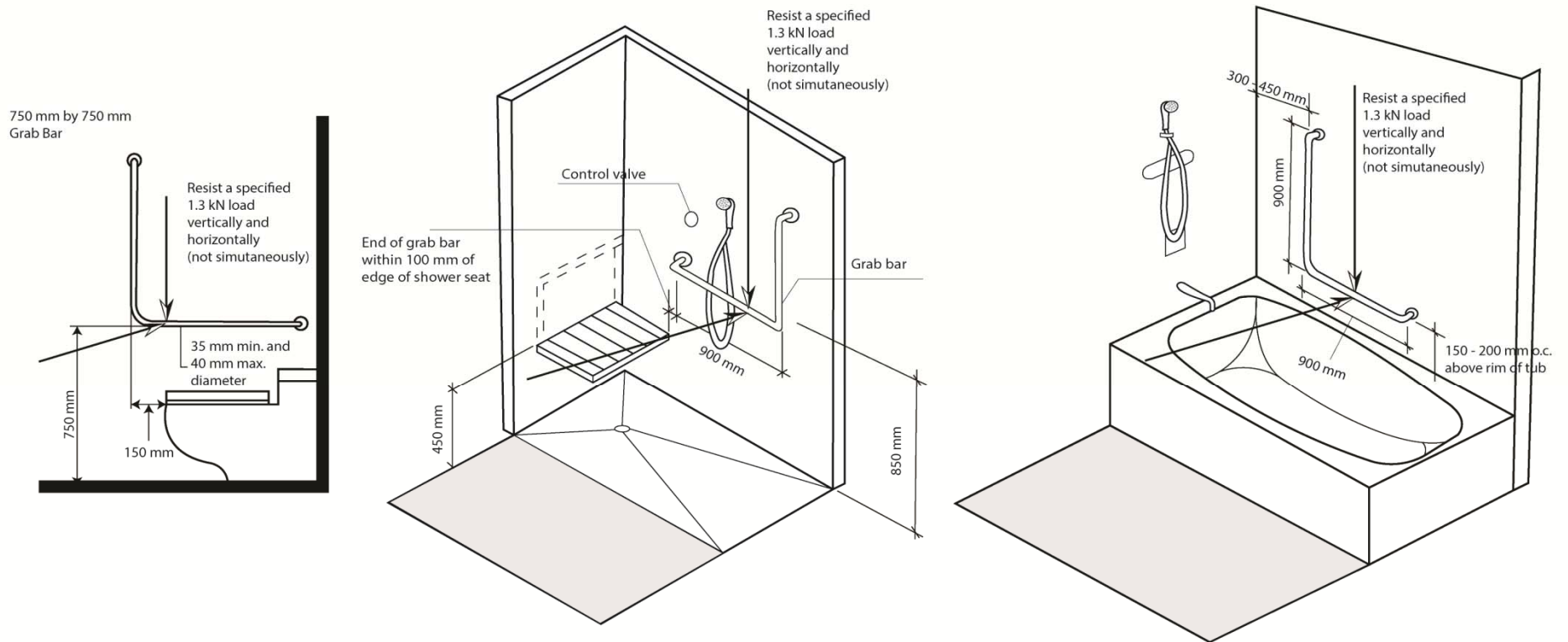
Areas Requiring Barrier-Free Path of Travel

- The bathroom required to have the barrier-free access in apartment suites must:
 - Contain a lavatory,
 - Contain a water closet,
 - Contain a bathtub or shower,
 - Have wall reinforcement per 3.3.4.9.(1), and
 - Have a 1500 mm wheelchair turning space



Division B

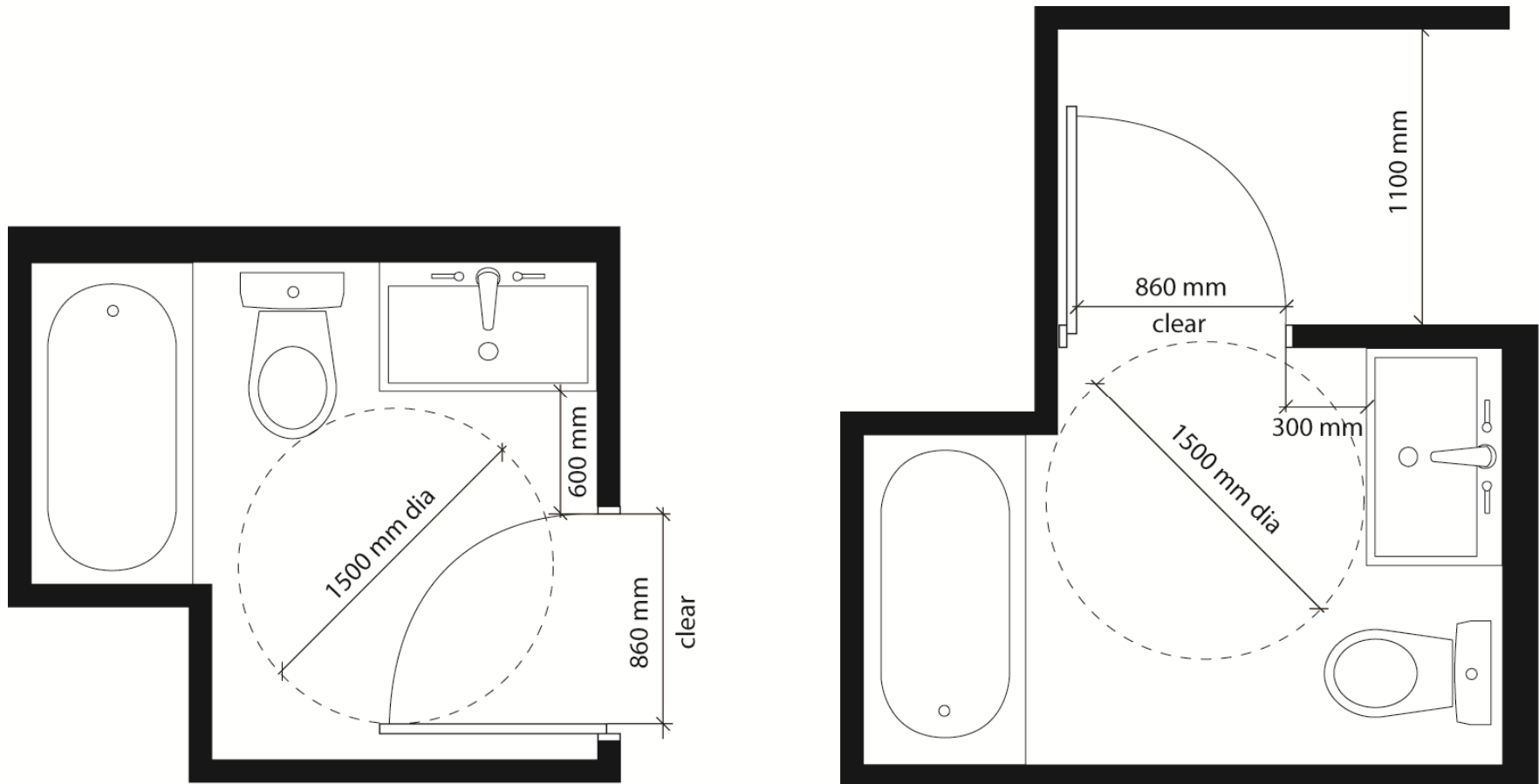
3.8.2.1.(6)





Division B

3.8.2.1.(6)





Division B

3.8.2.1.(7) & (8)

Areas Requiring Barrier-Free Path of Travel

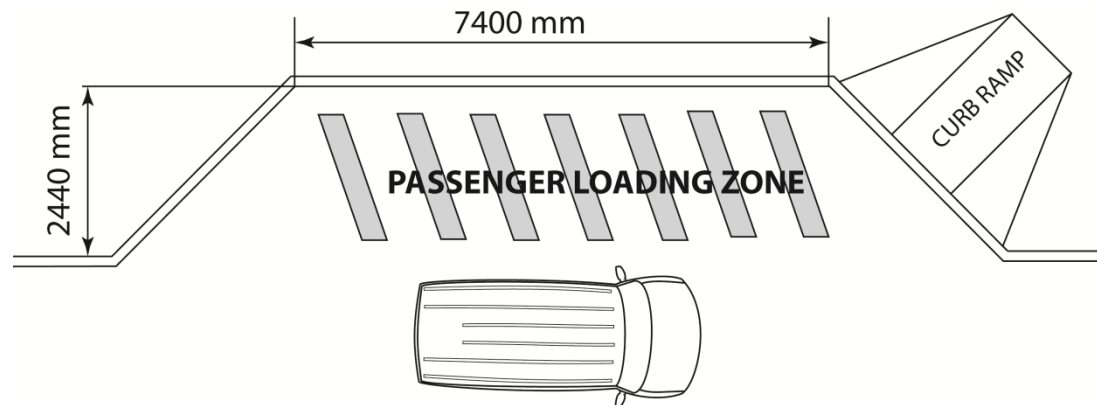
- 15% allotment of barrier-free apartment suites shall be in proportion to the type of suites in the building
- Barrier-free suites in apartment buildings shall be distributed among storeys in the building



Division B 3.8.2.2.(3)

Access to Parking Areas

- Amended passenger loading zone dimensions and height clearance:
 - 2440 mm wide by 7400 mm long
 - 3600 mm clear height





Division B

3.8.2.3.(2)

Washrooms Required to be Barrier-Free

- New Table 3.8.2.3.A. specifies a minimum number of required universal washrooms based on Subsection 3.7.4.

Item	# of Storeys in building	Min. # of Universal Washrooms
1	1 to 3	1
2	4 to 6	2
3	Over 6	3, plus 1 for each additional increment of 3 storeys in excess of 6 storeys



Division B 3.8.2.3.(3)

Washrooms Required to be Barrier-Free

- New Table 3.8.2.3.B. specifies a minimum number of water closet stalls

Item	# of Water Closets per Washroom	Min. # of Barrier-Free Water Closet Stalls per Washroom
2	4 to 9	1
3	10 to 16	2
4	17 to 20	3

Refer to complete Table 3.8.2.3.B.



Division B

3.8.2.3.(6)

Washrooms Required to be Barrier-Free

- New requirement to provide an ambulatory water closet stall on storeys not required to have a barrier-free path of travel
- Includes prescriptive requirements related to:
 - Stall size, door, water closet, grab bar and coat hook



Division B

3.8.2.4.(1)(b)

Hotels

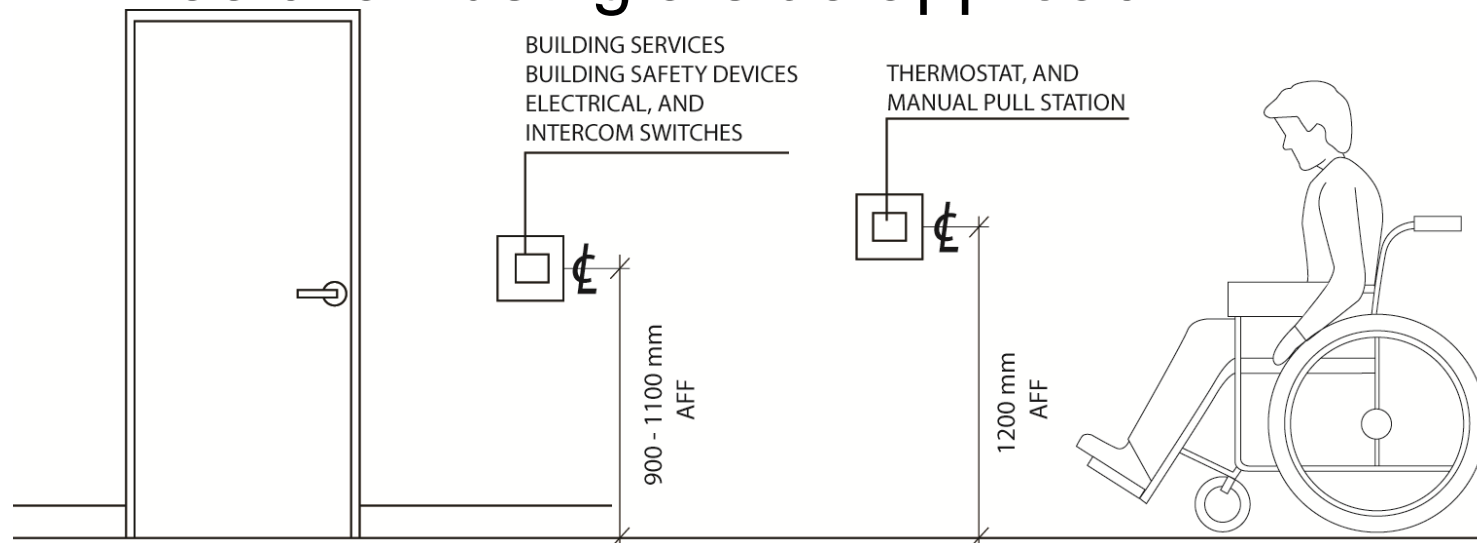
- Barrier-free suites are required to be distributed vertically in a hotel



Division B 3.8.2.4.(4)

Hotels

- Controls for certain building services or safety devices must be accessible to a person in a wheelchair using a side approach.

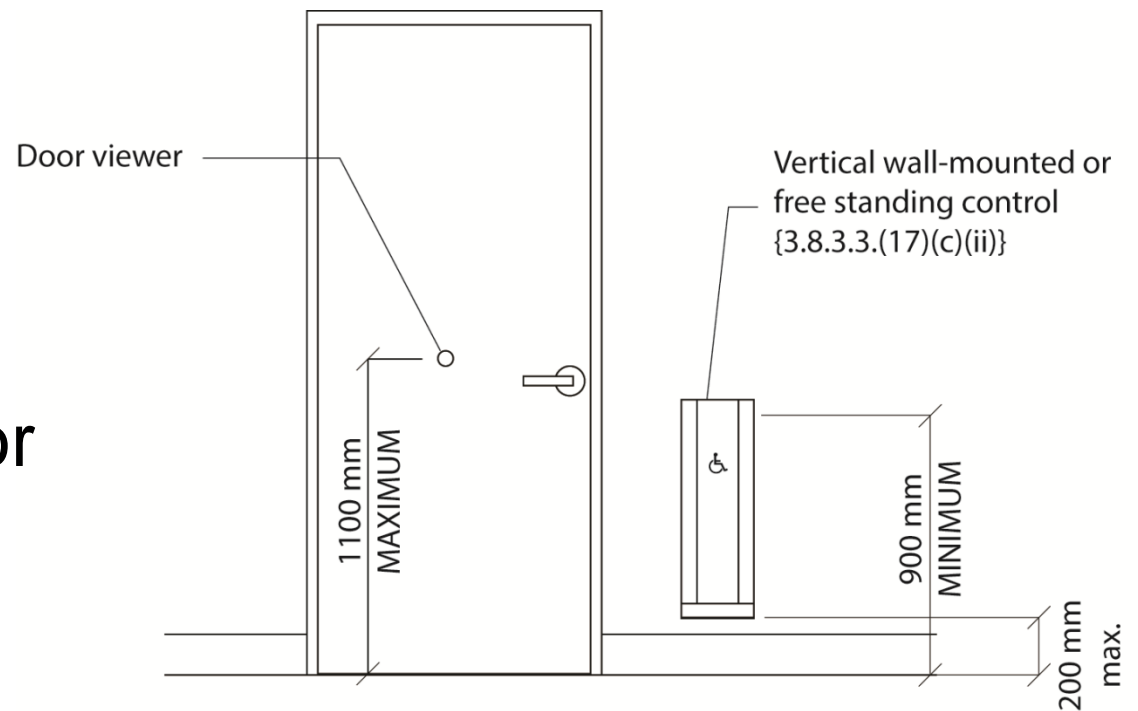




Division B 3.8.2.4.(5)

Hotels

- Barrier-free suite entrance doors shall have a power door operator and door viewer.

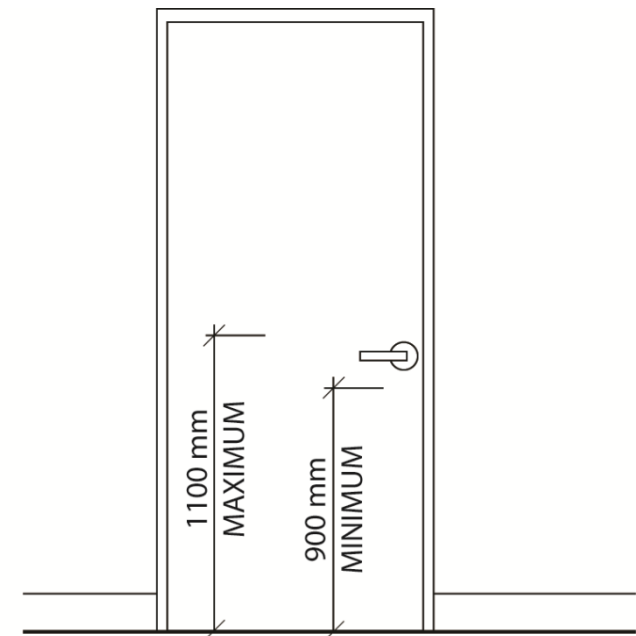
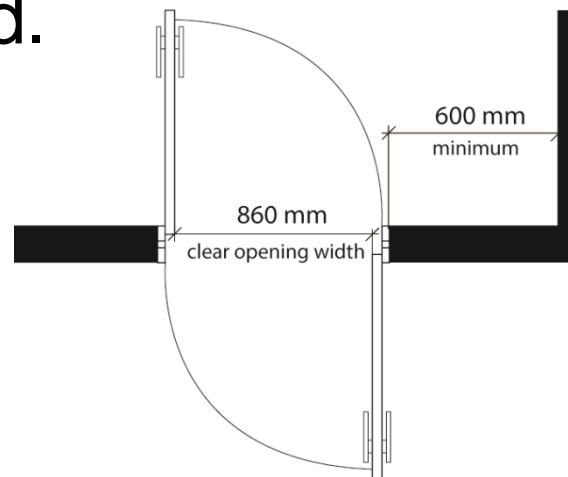




Division B 3.8.2.4.(6)

Hotels

- Accessibility requirements for doors between a barrier-free suite and adjoining suite introduced.





Division B

3.8.2.4.(7) & (8)

Hotels

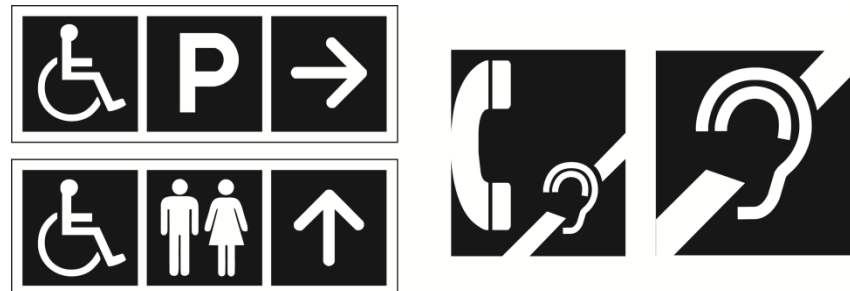
- Emergency power receptacle required in at least one barrier-free suite
- Emergency power receptacle to be identified by a legible sign



Division B 3.8.3.1. & (1)(c)

Accessibility Signs

- Accessibility signs are referred to as signs incorporating the “International Symbol of Access”
- Accessibility signs also required for exterior passenger loading zones

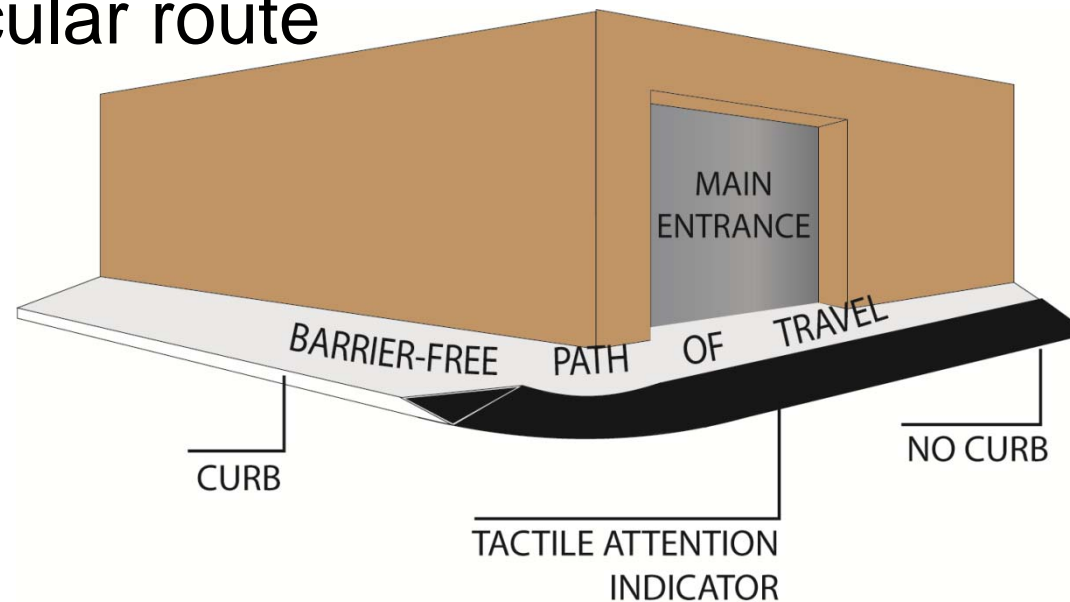




Division B 3.8.3.2.(1)(h)

Exterior Walks

- Tactile indicators required in barrier-free path of travel to identify entry into unseparated vehicular route



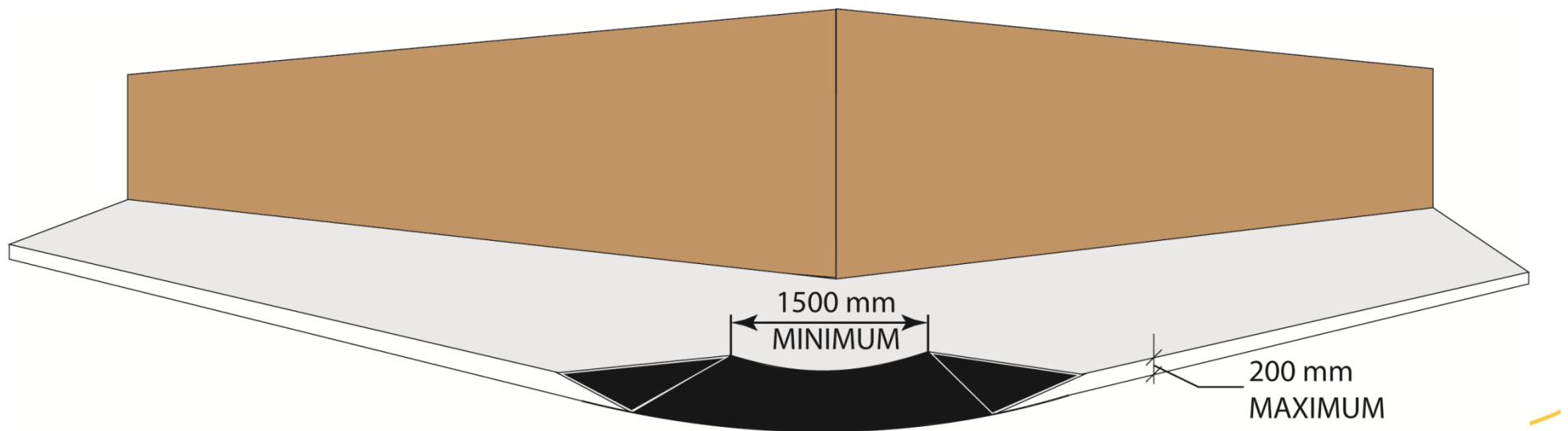


Division B

3.8.3.2.(3)(b)

Exterior Walks

- Curb ramp width increased from 1200 mm to 1500 mm



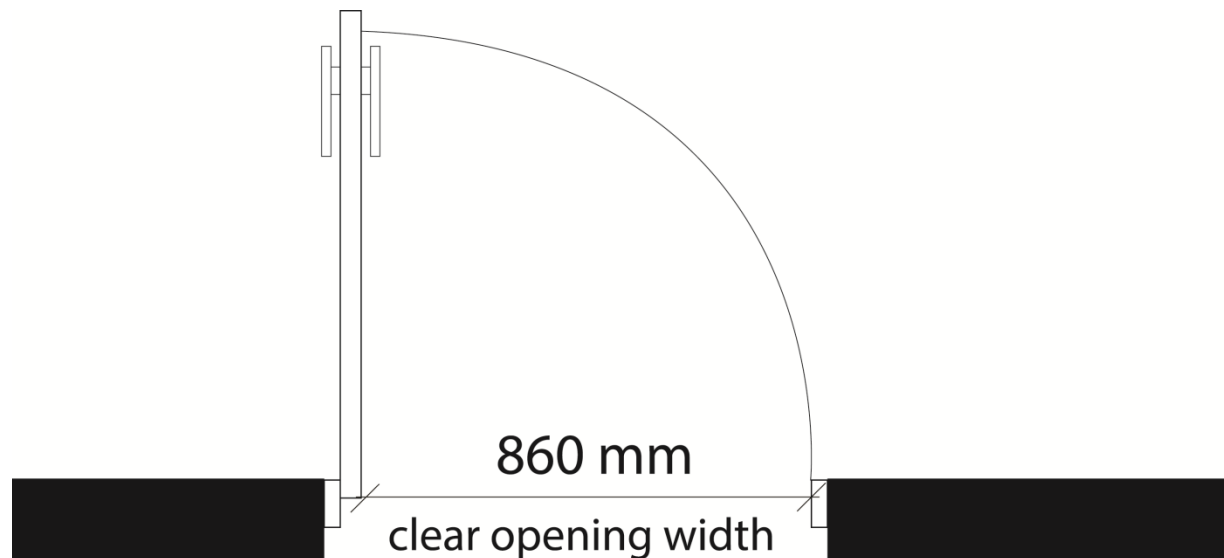


Division B

3.8.3.3.(1)

Doorways and Doors

- Clear width of 860 mm required for doorways in a barrier-free path of travel



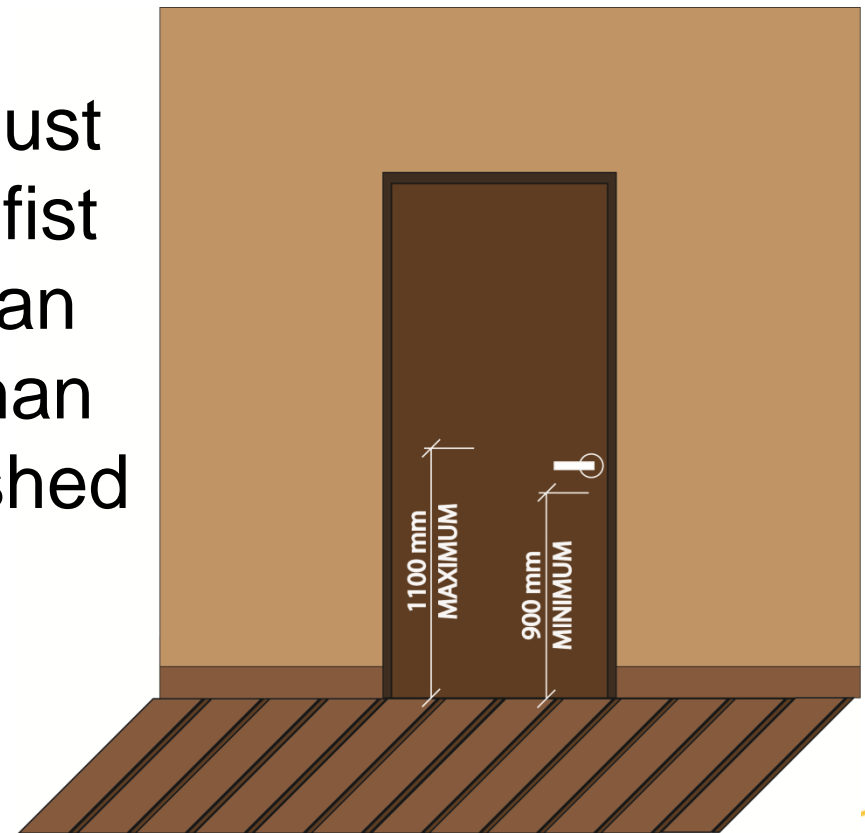


Division B

3.8.3.3.(3)

Doorways and Doors

- Door opening devices must be operable with closed fist and mounted not less than 900 mm and not more than 1100 mm above the finished floor






Division B

3.8.3.3.(4) & (5)

Doorways and Doors

- In buildings containing Groups A, B2, B3, C, D, and E occupancies, a power door operator is required:
 - On the active door leaf at barrier-free entrances, and
 - When a vestibule is provided at a barrier-free entrance, on the active door leaf of a door leading from the vestibule into the floor area



Division B

{2012} - 3.8.3.3.(6)

Doorways and Doors

- The exception to providing a power door operator for individual suites in Group A, D or E occupancy that are completely cut off from the remainder of the building has been revoked.



Division B

3.8.3.3.(6)

Doorways and Doors

- A power door operator is required on doors that serve:
 - Barrier-free public use washrooms
 - Group A occupancies located within a Group C major occupancy apartment building



Division B

3.8.3.3.(10)(c)

Doorways and Doors

- Introduced a 300 mm clearance requirement from the latch, on both sides of a sliding door

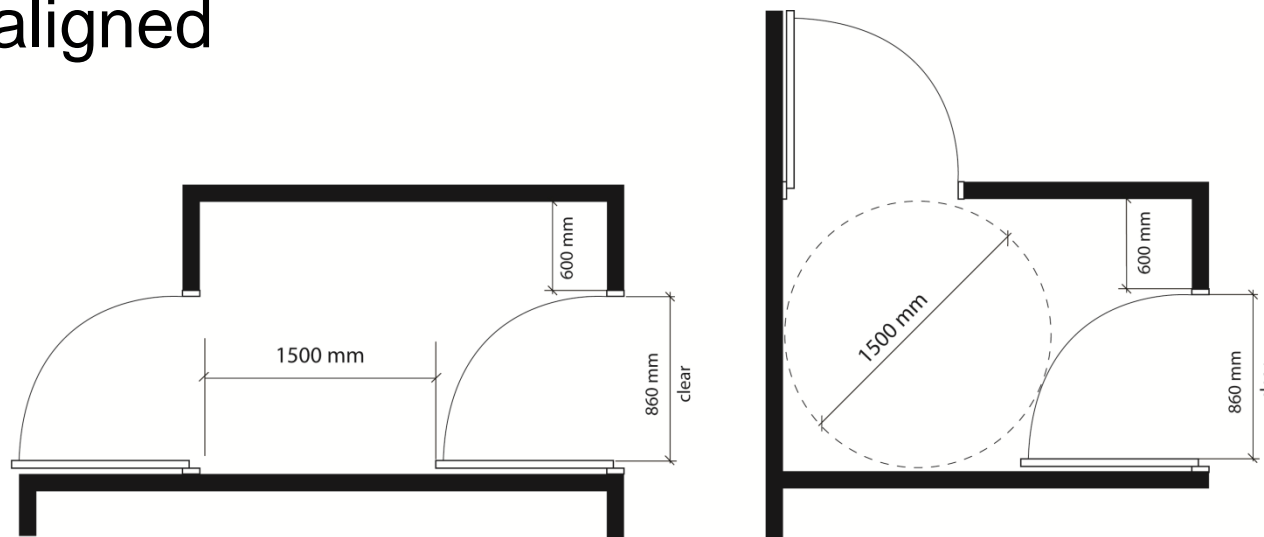


Division B

3.8.3.3.(11)

Doorways and Doors

- Wheelchair maneuverability space between vestibule doors increased to 1500 mm for aligned doors, or a 1500 mm clear turning space when not aligned





Division B

3.8.3.3.(16)

Doorways and Doors

- When provided, power door operator controls are required to be located on the latch side, on both sides of a barrier-free doorway



Division B

3.8.3.3.(17)

Doorways and Doors

- New design and installation requirements for power door operator controls:
 - Minimum 150 mm diameter for circular control
 - Minimum 50 mm by 100 mm for rectangular control
 - Located above finished floor:
 - 900 mm to 1100 mm to centre of control, or
 - Extend from not more than 200 mm to not less than 900 mm for wall mounted or free standing elongated control bar



Division B

3.8.3.3.(17)

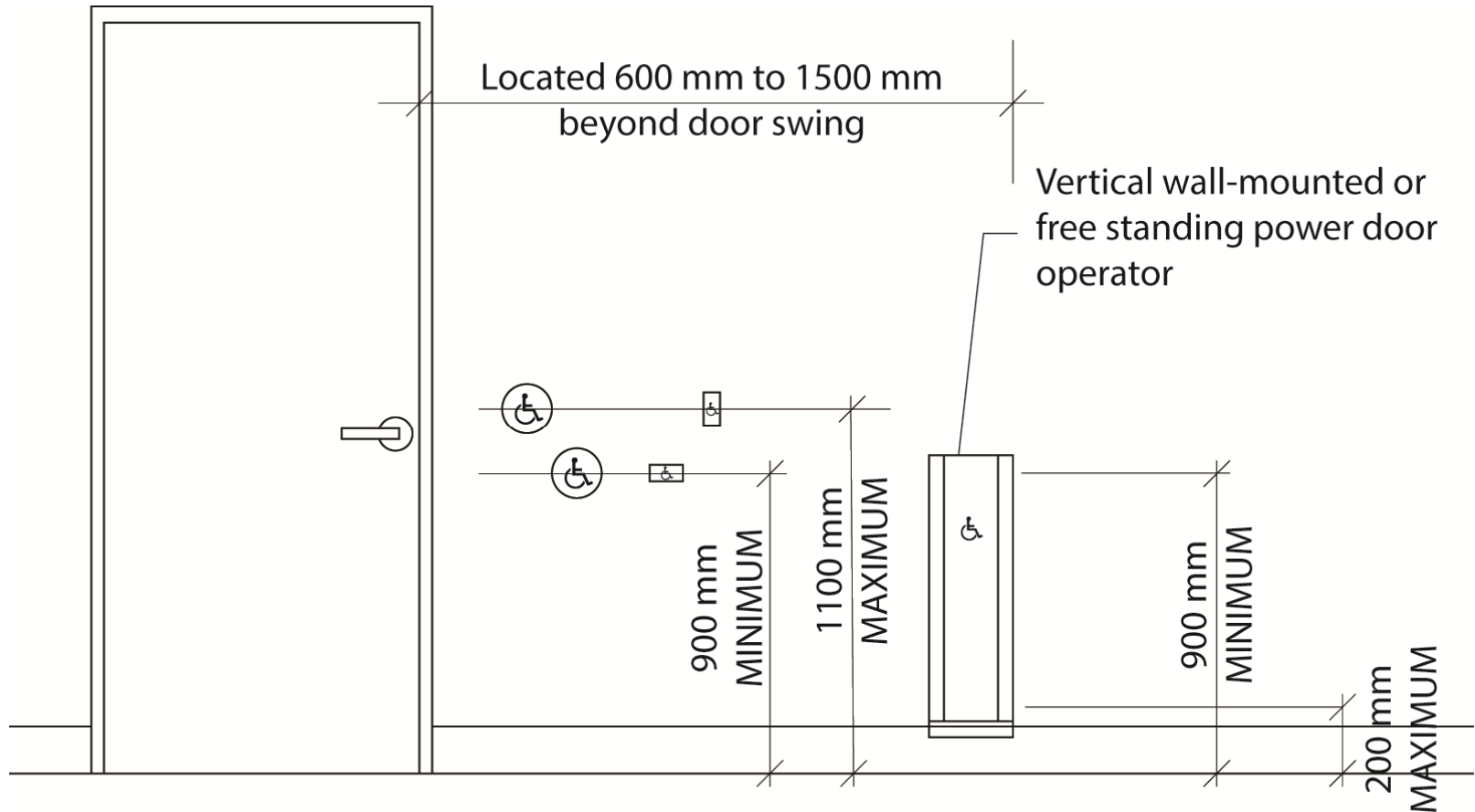
Doorways and Doors

- New design and installation requirements for power door operator controls (continued):
 - Operable using closed fist
 - Located in a clearly visible position
 - Incorporate the International Symbol of Access
 - Located 600 mm to 1500 mm beyond the door swing where the door opens towards the control



Division B

3.8.3.3.(17)





Division B

3.8.3.3.(17) & (18)

Doorways and Doors

- Proximity scanning devices that activate required power door operators can be used in lieu of manual controls
- Must be capable of detecting a person in a wheelchair



Division B

3.8.3.3.(19)

Doorways and Doors

- New access requirements for doorways in normally occupied areas that are not required by Article 3.8.2.1. to have a barrier-free path of travel:
 - Clear width, door opening mechanism, vision panel, sheet glass door and power door operator



Division B

3.8.3.4.(1)(d)(ii)

Ramps

- “Abrupt change” in direction clarified to mean a change of 90 degrees or more



Division B

3.8.3.4.(1)(e)(v)

Ramps

- 50 mm handrail clearance also required between the handrail and a guard on a ramp



Division B

3.8.3.4.(1)(e)(h)

Ramps

- Intermediate handrail required on ramps wider than 2200 mm
- Clear width between the intermediate handrail and one of the other handrails must be 900 mm



Division B

3.8.3.4.(2)

Ramps

- Clarified that requirements for handrails, walls and guards need not apply to aisleway ramps serving fixed seating



Division B

3.8.3.6.(1)(c)

Wheelchair Spaces and Adaptable Seating

- A fixed companion seat is required to be located adjacent to designated wheelchair space and groups of designated spaces in fixed seat assembly occupancies



Division B

3.8.3.6.(2) & (3)

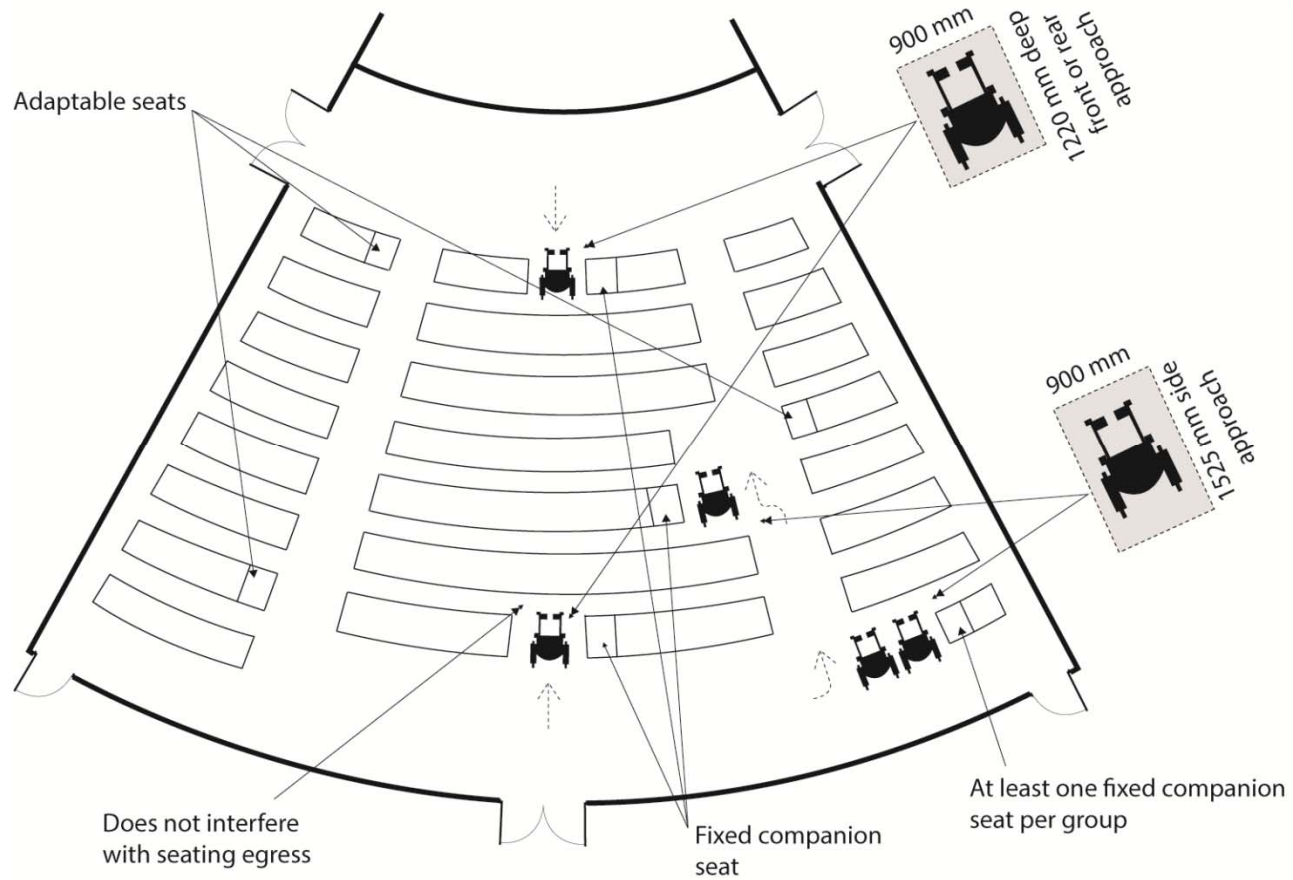
Wheelchair Spaces and Adaptable Seating

- Additional requirements introduced for fixed seat assembly occupancies:
 - Provisions for adaptable seating,
 - Provisions for the storage of wheelchairs and mobility assistive devices



Division B

3.8.3.6.





Division B

3.8.3.8.(1)

Water Closet Stalls

- Expanded requirements for barrier-free water closet stall doors:
 - Closed fist operable latch
 - 860 mm clear width
 - May swing into stall if a clear floor area of 820 mm by 1440 mm is provided in the stall



Division B

3.8.3.8.(1)

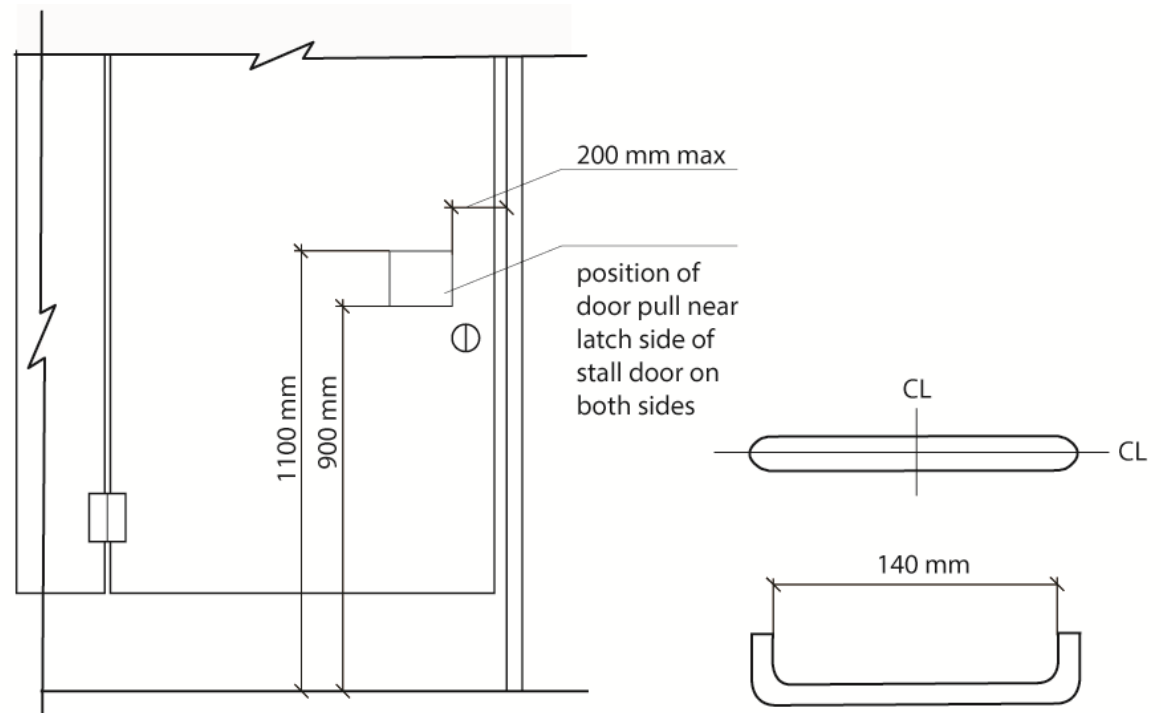
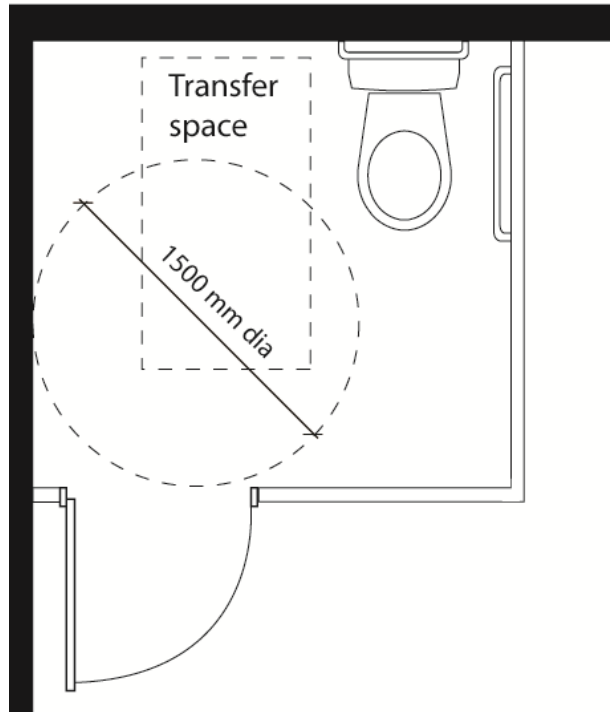
Water Closet Stalls

- Expanded requirements for barrier-free water closet stall doors (cont.):
 - Door pull handles required on both sides located 900 mm to 1100 mm above finished floor
 - Door must align with water closet transfer space
 - Outside stall emergency latch release required



Division B

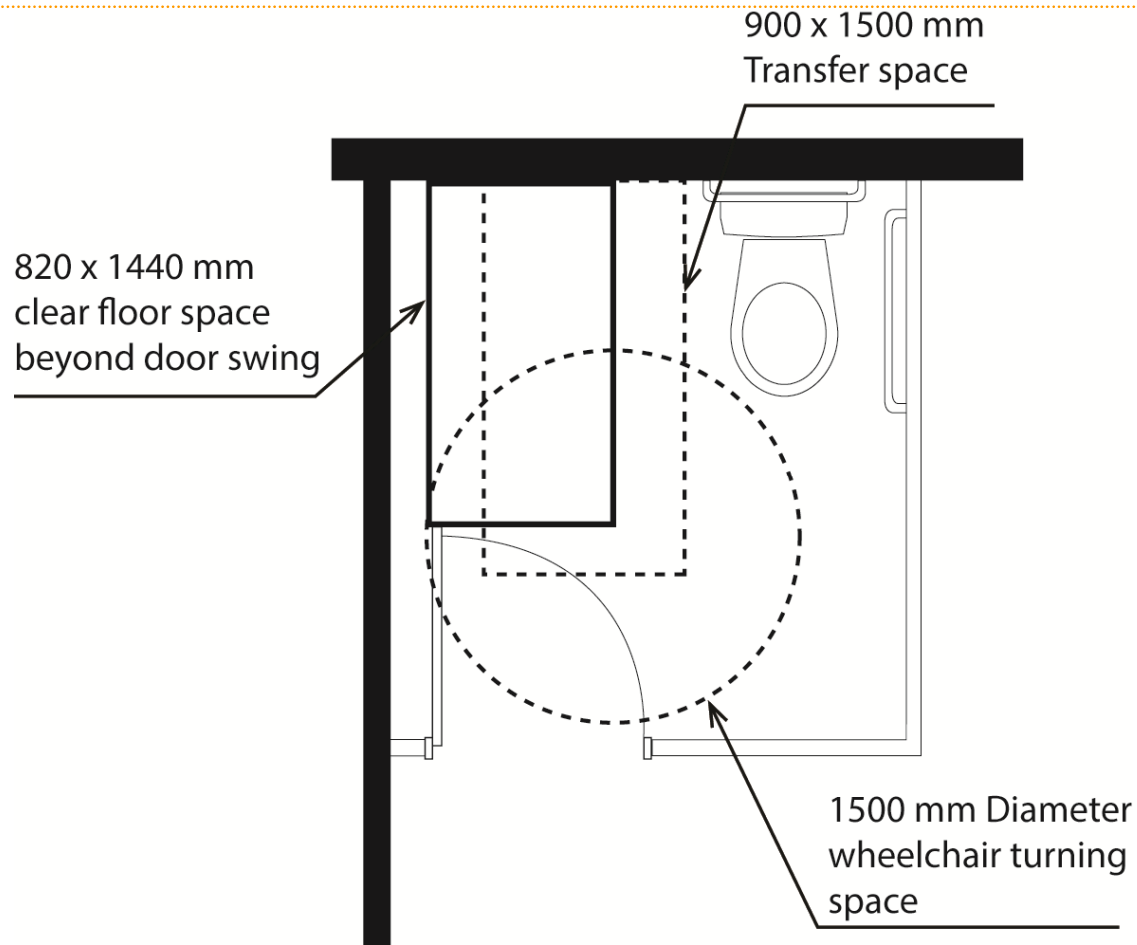
3.8.3.8.(1)





Division B

3.8.3.8.(1)

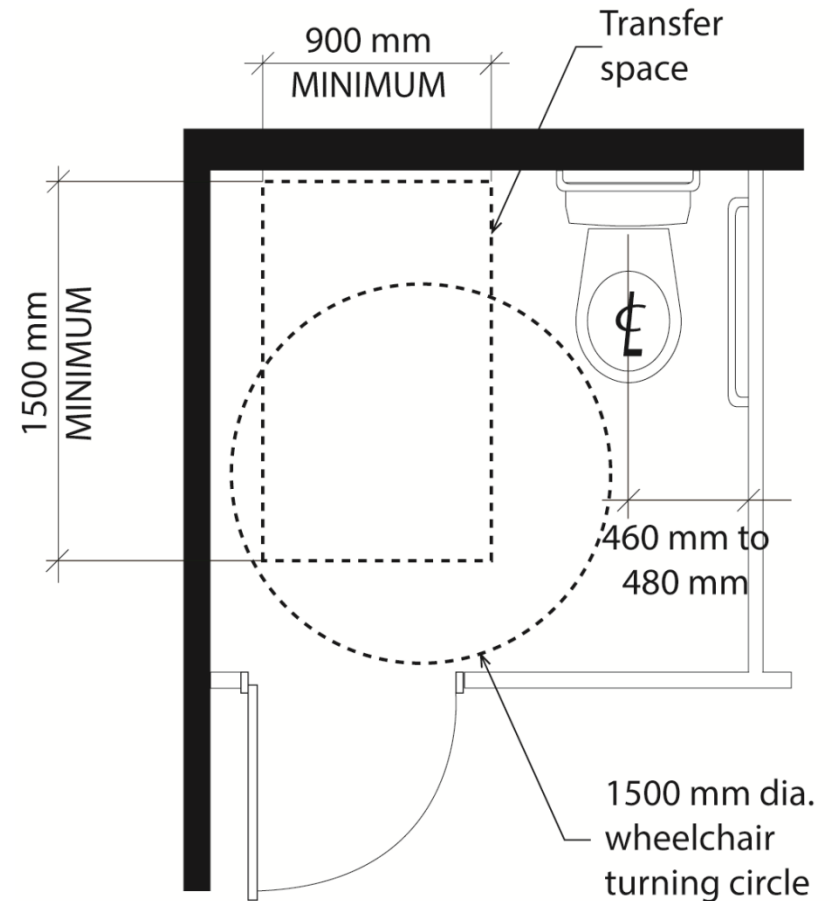




Division B 3.8.3.8.(2)(a)

Water Closet Stalls

- 900 mm wide by 1500 mm long clear transfer space required for water closets located 460 mm to 480 mm from a side wall

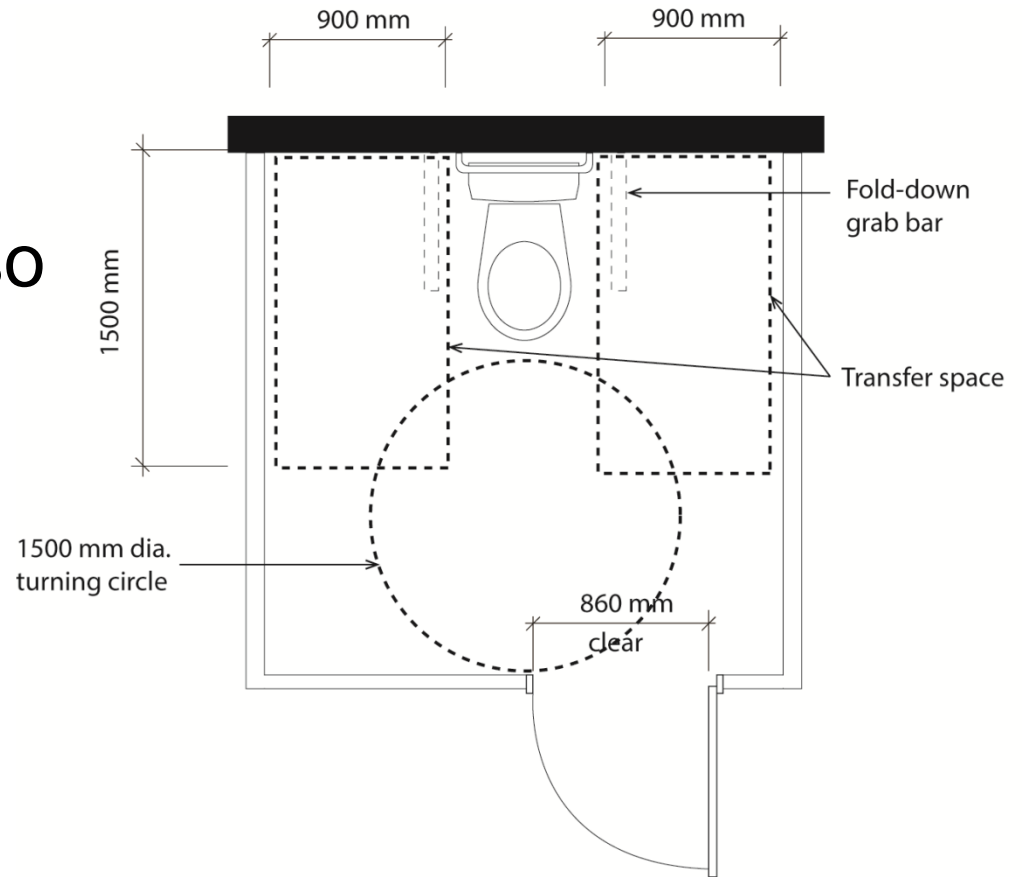




Division B 3.8.3.8.(2)(b)

Water Closet Stalls

- Barrier-free water closet stalls may also be designed with a clear transfer space on both sides of the water closet





Division B

3.8.3.8.(3)(a) & (5) & (7)

Water Closet Stalls

- Fixed grab bar on the wall beside a barrier-free water closet must be:
 - Continuous L- shaped
 - 750 mm long (Horizontally and Vertically)
 - Vertical leg, 150 mm in front of water closet
 - Horizontal leg, 750 mm above finished floor
 - Resist 1.3 kN force applied vertically or horizontally



Division B

3.8.3.8.(3)(a) & (5) & (7)

Water Closet Stalls

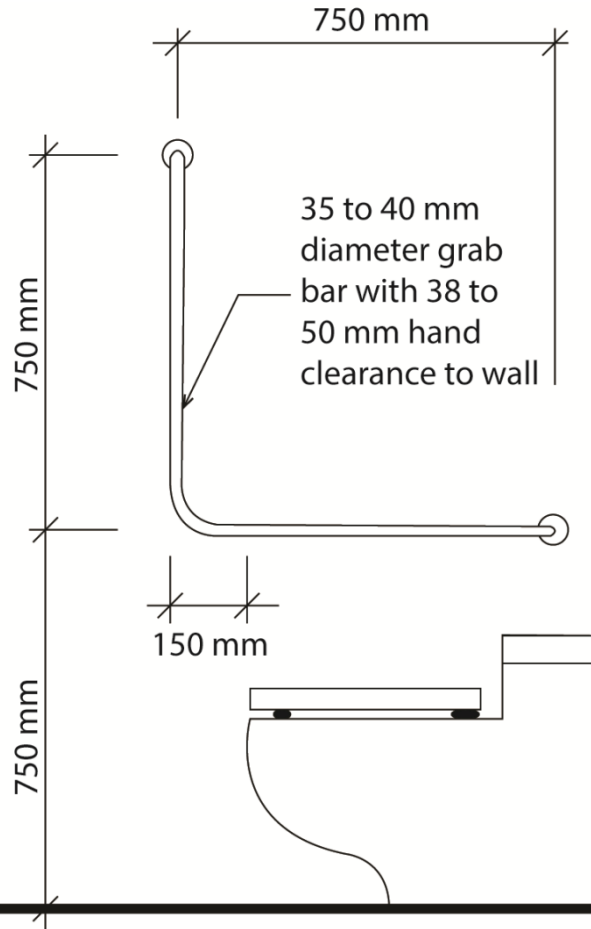
- Fixed grab bar on the wall beside a barrier-free water closet must be (cont.):
 - 35 to 40 mm in diameter
 - 38 to 50 mm clearance to wall



Division B

3.8.3.8.(3)(a) & (5) & (7)

Grab bar must be installed to resist a load of at least 1.3 kN applied vertically or horizontally





Division B

3.8.3.8.(3)(b), (4)(a)

Water Closet Stalls

- Fold-down grab bar:
 - Optional when water closet is located 460 mm to 480 mm from side wall
 - Mandatory on both sides of water closets that have a transfer space on both sides



Division B

3.8.3.8.(8)

Water Closet Stalls

- Fold-down grab bar installation requirements:
 - Mounted on the wall behind water closet to resist a load of at least 1.3 kN (vertically or horizontally)
 - Horizontal component 750 mm above finished floor
 - 390 mm to 410 mm from centre line of water closet
 - 22.2 N maximum force to pull down the bar
 - Minimum 750 mm long
 - 35 to 40 mm in diameter
 - Have a slip-resistant surface



Division B

3.8.3.8.(9)

Water Closet Stalls

- Fold-down grab bar can encroach into the required:
 - 1500 mm clear turning circle, and
 - Water closet transfer space



Division B

3.8.3.8.(10)

Water Closet Stalls

- Ambulatory stall requirements:
 - 1500 mm minimum depth
 - 890 mm to 940 mm in width
 - Closed fist door latching mechanism
 - 810 mm minimum stall doorway clearance
 - Stall door swing not permitted to encroach into the 1500 mm x 890 mm to 940 mm stall dimensions
 - Stall door with spring-loaded or gravity hinges



Division B

3.8.3.8.(10)

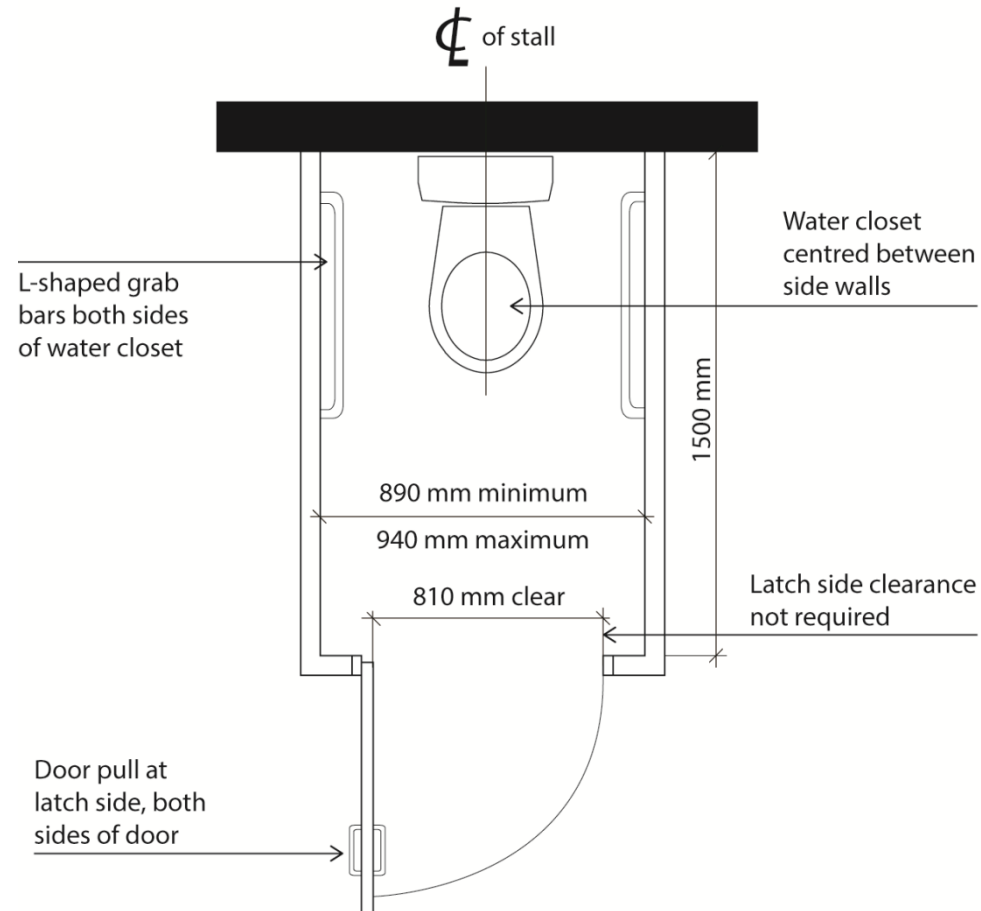
Water Closet Stalls

- Ambulatory stall requirements (cont.):
 - Door pulls on both sides of stall door
 - Emergency door latch release from outside stall
 - Compliant accessible water closet centred between side walls of stall
 - L-shaped grab bars on both sides of water closet
 - Accessible coat hook



Division B

3.8.3.8.(10)

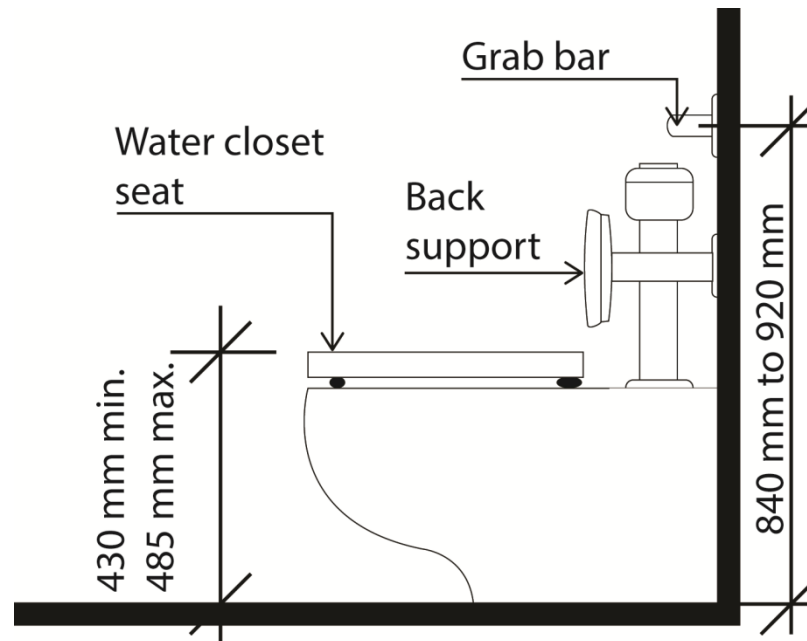




Division B 3.8.3.9.(1)(a)

Water Closets

- Accessible water closet seat height range increased from 400 – 460 mm to 430 – 485 mm





Division B

3.8.3.9.(2)

Water Closets

- Hand-operated flushing control for accessible water closet (when automatic flushing is not provided):
 - Operable using closed fist
 - 22.2 N maximum force to operate device



Division B

3.8.3.10.(1) & (5)

Urinals

- At least one urinal in any multi-urinal barrier-free or ambulatory washroom must be barrier-free



Division B

3.8.3.10.(1) to (4)

Urinals

- Barrier-free urinal installation requirements:
 - Rim located not more than 430 mm above finished floor when wall mounted
 - Rim level with floor when floor mounted
 - No steps allowed in front of urinal
 - 345 mm minimum urinal depth
 - If provided, manual flush control must be operable with closed fist and mounted no higher than 1200 mm



Division B

3.8.3.10.(1) to (4)

Urinals:

- Grab bar requirements:
 - Minimum 300 mm long, and mounted vertically on both sides
 - Located 380 to 450 mm from centre line of urinal and centre of bar located 1000 mm above finished floor
 - Withstand vertical or horizontal load of 1.3 kN
 - 35 to 40 mm diameter
 - 38 to 50 mm clearance to wall



Division B

3.8.3.10.(1) to (4)

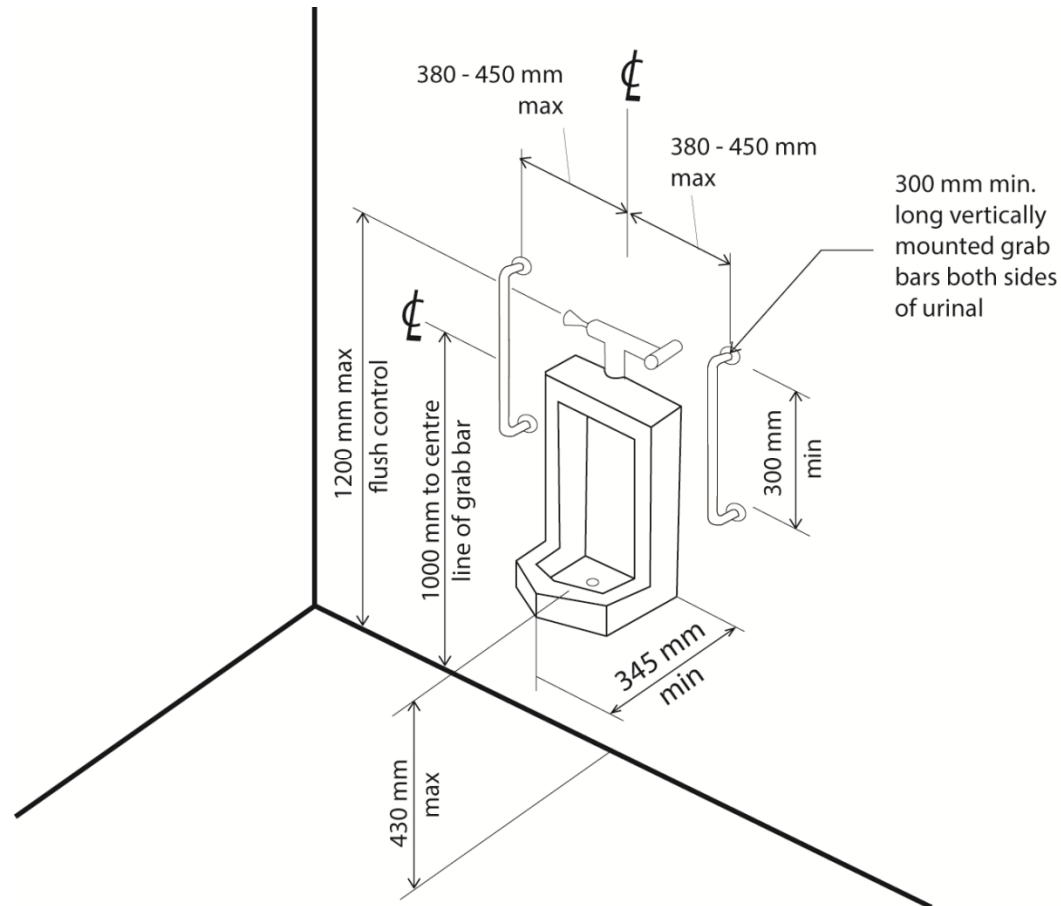
Urinals:

- Clearance to privacy screens where provided:
 - Located a minimum of 460 mm from centre line of urinal
 - Minimum 50 mm clearance to vertical urinal grab bar



Division B

3.8.3.10.(1) to (4)





Division B

3.8.3.11.(1)

Lavatories

- Barrier-free lavatories must be provided in:
 - Universal washrooms
 - Required barrier-free washrooms, and
 - Excess washrooms on barrier-free accessible storeys



Division B

3.8.3.11.(1)

Lavatories

- Barrier-free lavatory installation requirements:
 - Width of clearance below increased from 760 mm to 920 mm
 - Increased foot clearance from 230 mm to 350 mm, measured 300 mm from front edge of lavatory and extending through to wall
 - 1370 mm deep floor space required for forward approach (can encroach 500 mm under the lavatory)



Division B

3.8.3.11.(1) to (4)

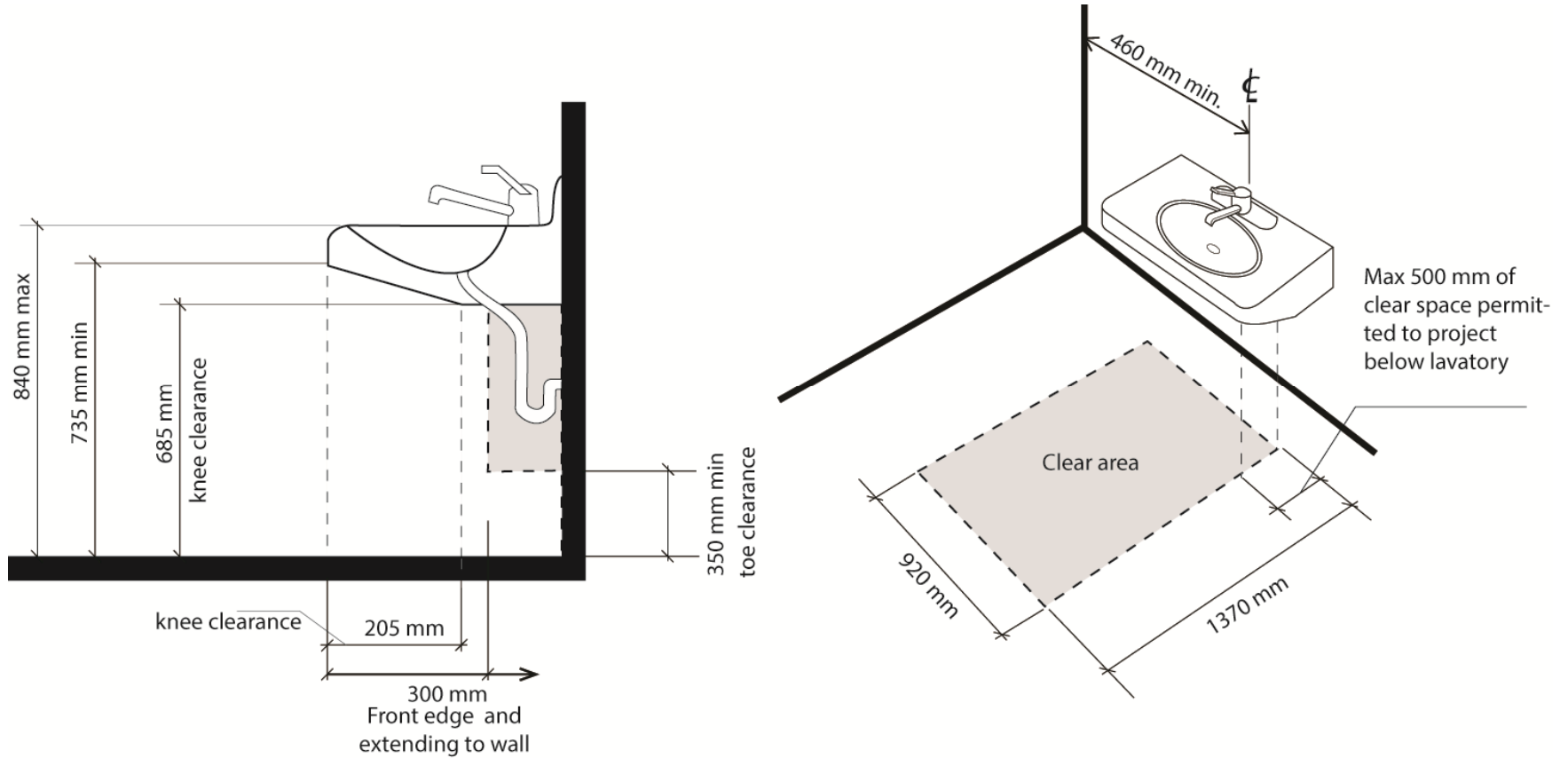
Lavatories

- Barrier-free lavatory installation requirements (cont.):
 - Soap dispenser within 610 mm of lavatory
 - Towel dispenser or hand dryer within 610 mm of lavatory
 - Mirror required above lavatory
 - Dispensing and hand-operated washroom accessories mounted 900 mm to 1200 mm above finished floor
 - 1370 mm deep floor space required in front of controls or operating mechanisms



Division B

3.8.3.11.(1)

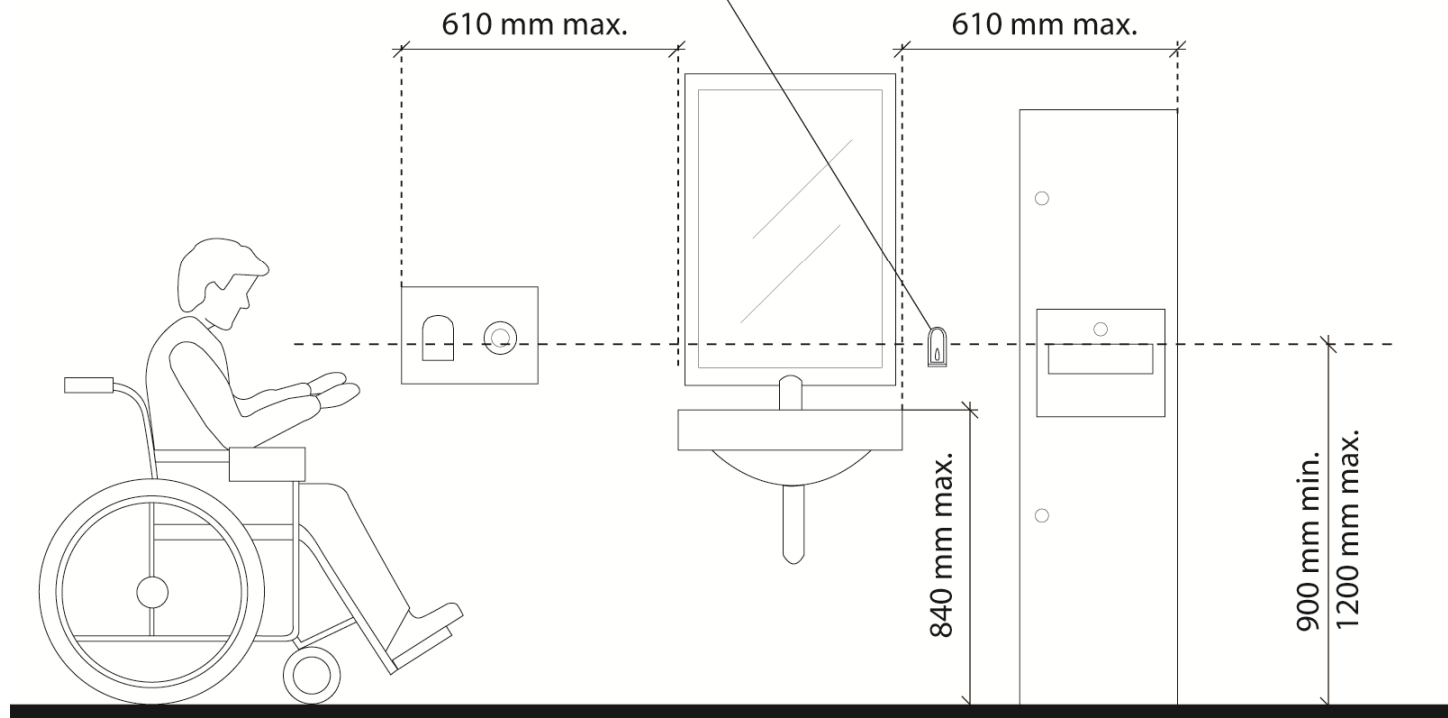




Division B

3.8.3.11.(1) to (4)

Soap dispenser
not more than
610 mm from edge
of accessible lavatory





Division B

3.8.3.11.(5)

Lavatories

- In ambulatory washrooms, the following requirements apply to a lavatory:
 - Faucets with non-spring loaded lever type handles or operate automatically
 - Accessible soap dispenser, and
 - Accessible towel dispenser or hand dryer



Division B

3.8.3.12.(1)

Universal Washroom

- Several enhancements for barrier-free design have been made in universal washrooms:
 - Door pull installation height limit reduced to 1100 mm
 - Barrier-free water closet can be installed with wheelchair transfer space on one side or both sides
 - Wall mounted “L” shaped grab bar when single transfer space provided, or fold-down grab bars on both sides of water closet when transfer space is provided on both sides of the water closet



Division B

3.8.3.12.(1)

Universal Washroom

- Enhancements continued:
 - Shelf height limit lowered to 1100 mm
 - 100 mm shelf projection limit
 - Wheelchair turning diameter increased to 1700 mm
 - Prescriptive mounting requirements for mirror over barrier-free lavatory
 - Motion sensor lighting required



Division B

3.8.3.12.(2)

Universal Washroom

- An emergency call system has been introduced for the universal washroom



Division B

3.8.3.12.(3) to (6)

Universal Washroom

- Except where specifically exempted, space for an adult change table must be provided in a universal washroom
 - Have a minimum clear floor space of 810 by 1830 mm for the change table
 - Include reinforcement if the wall is adjacent to the clear floor space



Division B

3.8.3.12.(3) to (6)

Universal Washroom

- Adult change table in universal washrooms where provided:
 - Two in-use table height ranges have been prescribed
 - Low range 450 to 500 mm, and
 - High range 850 to 900 mm



Division B

3.8.3.12.(3) to (6)

Universal Washroom

- Adult change table in universal washrooms where provided (cont.):
 - Be designed to carry a minimum load of 1.33 kN (~ 300 lbs)
 - Have a minimum 760 mm wide by 1500 mm long clear space parallel to the long side of the table



Division B

3.8.3.12.(3) to (6)

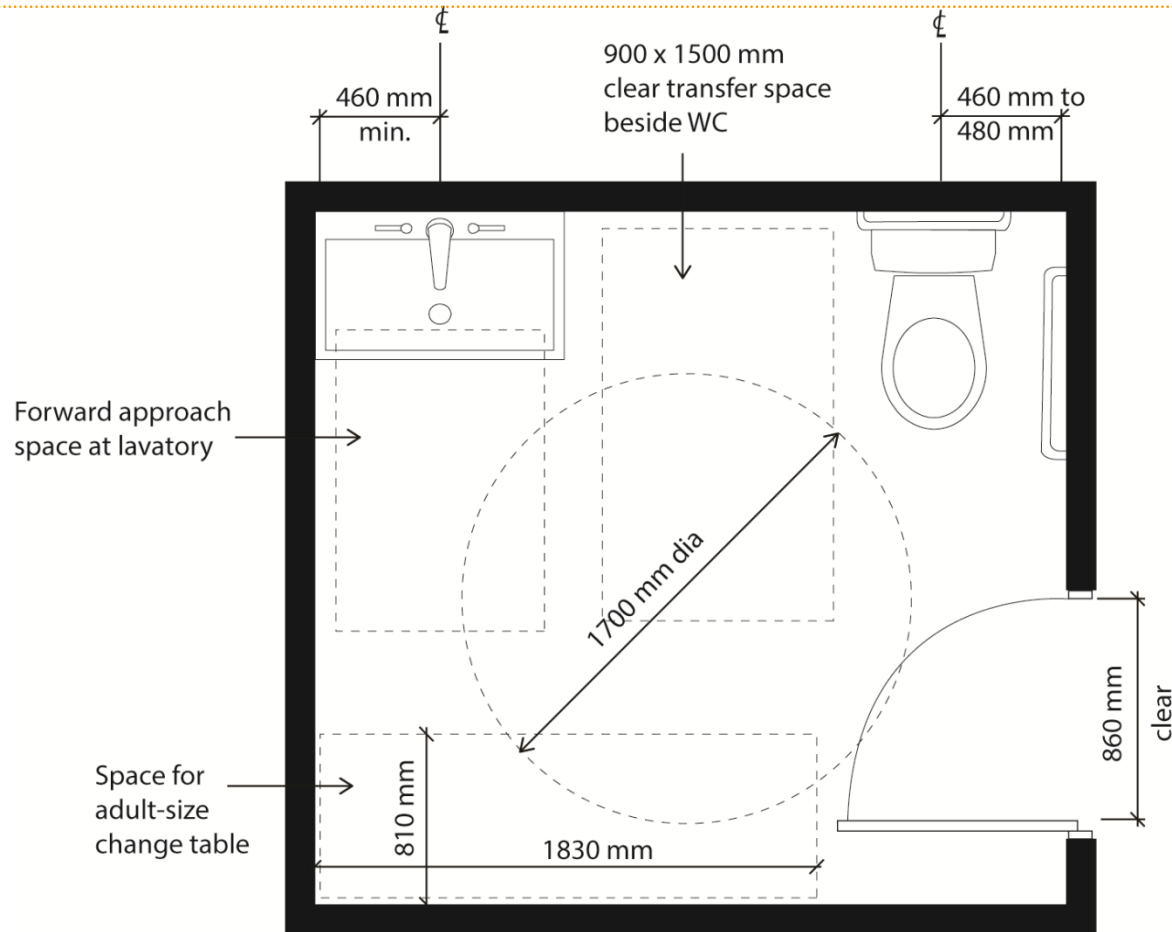
Universal Washroom

- Adult fold-down change table in universal washrooms:
 - Cannot encroach into the required clear water closet transfer space
 - Operating control height maximum 1200 mm



Division B

3.8.3.12.(3) to (6)





Division B

3.8.3.13.(1)

Showers and Bathtubs

- Clarified requirements for barrier-free shower stalls and introduced new ratio requirements for shower stalls



Division B

3.8.3.13.(2)

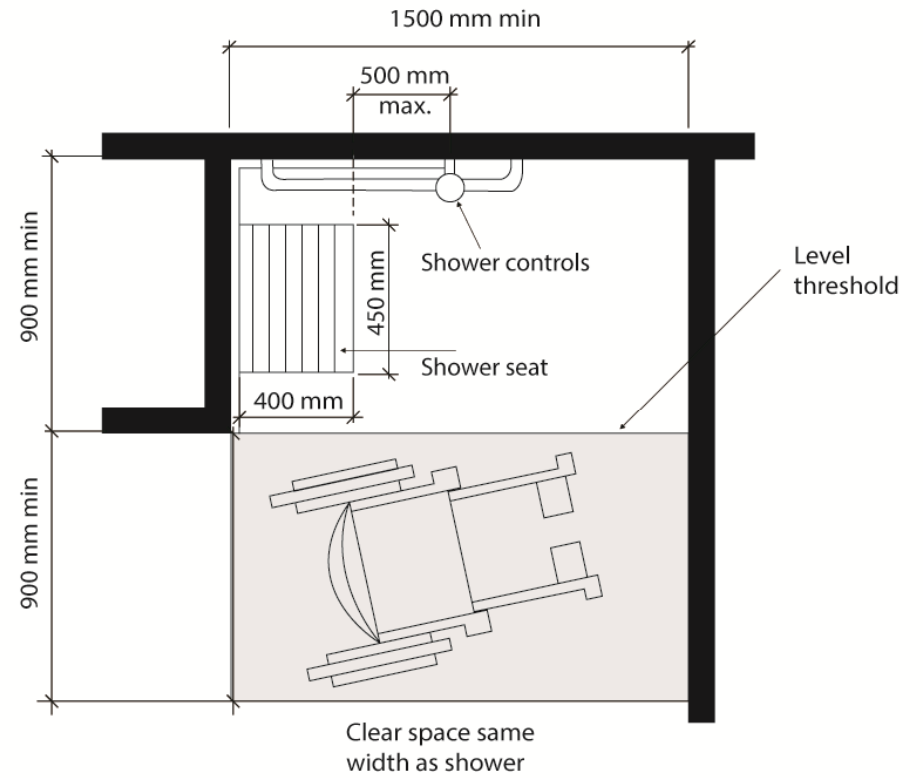
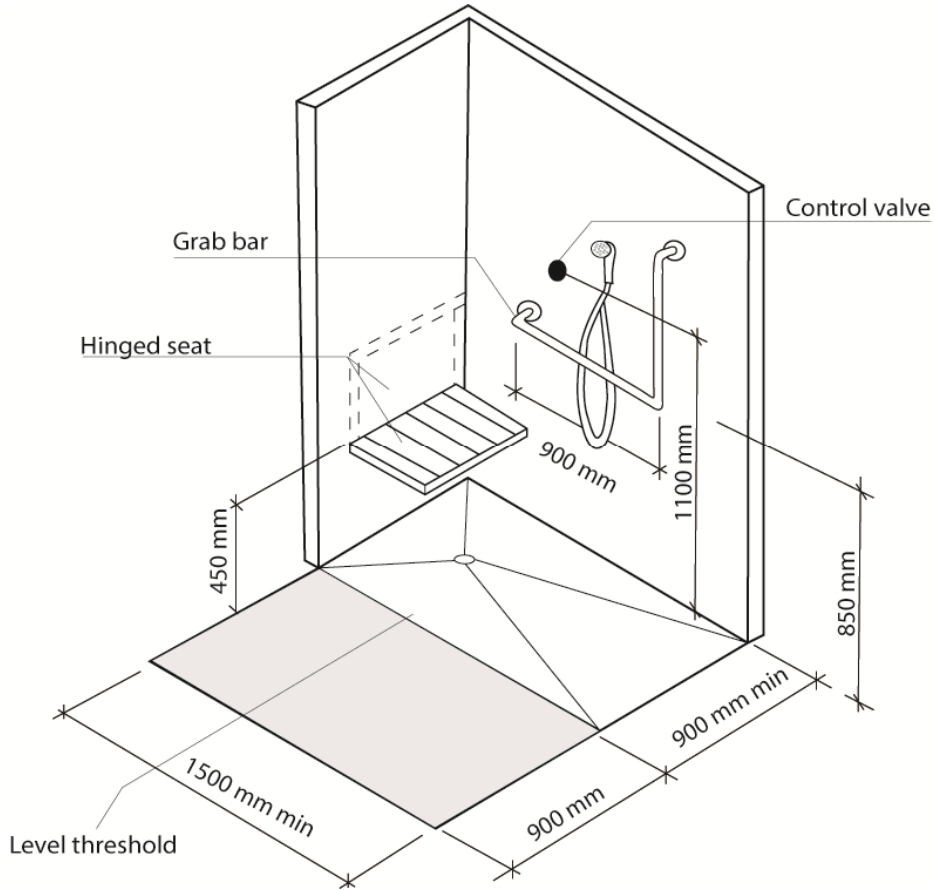
Showers and Bathtubs

- Modifications to barrier-free shower stalls:
 - Clarified threshold requirements
 - Introduced new hinged seat mounting height of 430 to 485 mm
 - New requirement to locate shower seat within 500 mm of shower controls
 - “L” shaped grab bar required:
 - 1.3 kN load
 - 35 to 40 mm bar diameter, and
 - 38 to 50 mm clearance



Division B

3.8.3.13.(1)





Division B

3.8.3.13.(4)

Showers and Bathtubs

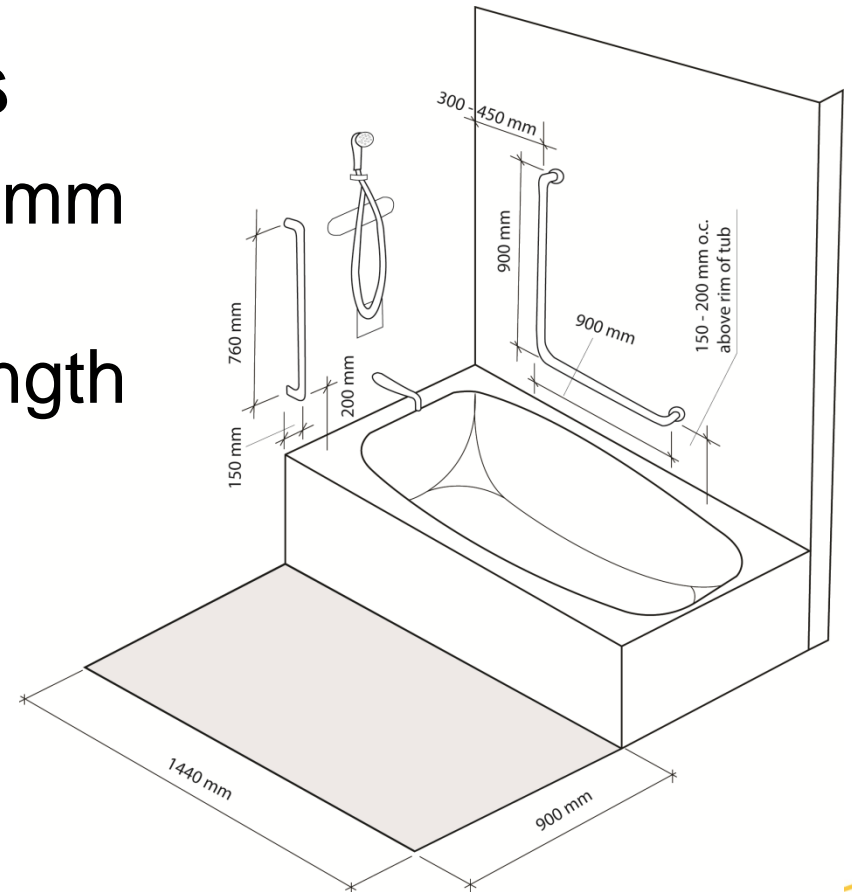
- Grab bars for non free-standing bathtubs for patients or residents in B2 or B3 occupancies:
 - 750 mm long vertical at each end
 - 1.3 kN load
 - 35 to 40 mm diameter, and
 - 38 to 50 mm clearance



Division B 3.8.3.13.(5)

Showers and Bathtubs

- A 900 mm wide by 1440 mm long clear floor space required along the full length of an accessible bathtub

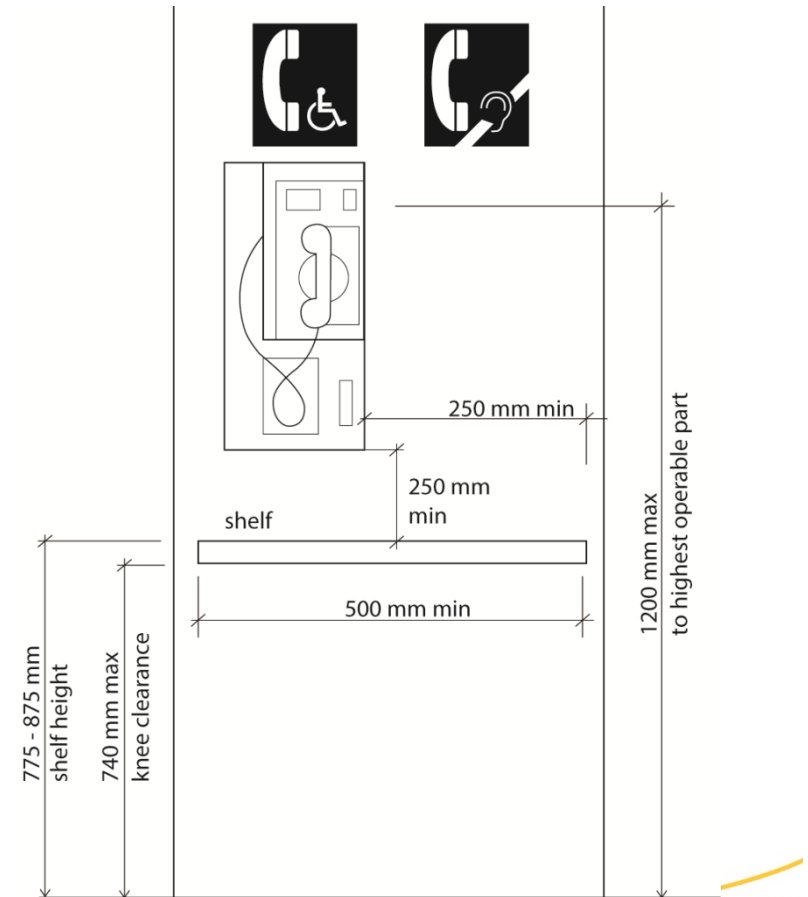




Division B 3.8.3.15.(1) & (5)

Shelves or Counters for Telephones

- At least one built-in shelf or counter now mandated for multiple public use telephone installations on barrier-free accessible floors and non barrier-free accessible floors





Division B

3.8.3.15.(2) & (3)

Shelves or Counters for Telephones

- Required barrier-free built-in shelf or counter:
 - Minimum 500 mm wide by 350 mm deep
 - Clear floor space below of 810 mm wide and 1370 mm deep
 - Top surface located 775 to 875 mm above finished floor
 - 740 mm high knee space below



Division B

3.8.3.16.(1) & (4)

Drinking Fountains

- At least one barrier-free drinking fountain now required for multiple drinking fountain installations on barrier-free accessible floors and normally occupied non barrier-free accessible floor areas



Division B

3.8.3.16.(2) & (3)

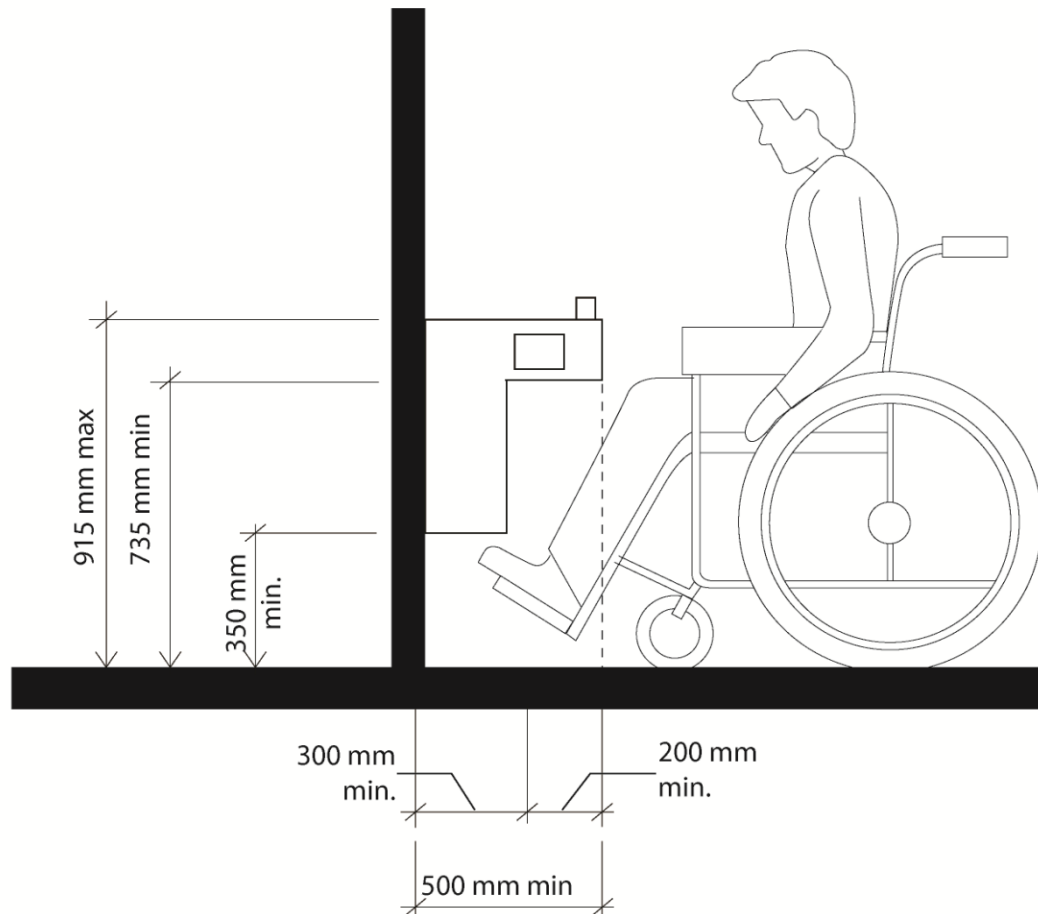
Drinking Fountains

- Barrier-free drinking fountain:
 - Minimum 100 mm high water projection
 - New water stream angles based on location of spout
 - Detectable by a cane
 - Prescriptive installation requirements when cantilevered
 - Minimum 810 mm deep and 1370 mm wide clear floor space



Division B

3.8.3.16.(1) & (4)





Division B

3.8.3.17.(1) & (2)

Platforms

- Except for the front edges of certain stages, a tactile indicator is required along platform edges:
 - That are not protected by a guard, and
 - Are higher than 250 mm above finished floor or sloped steeper than 1 in 3




Division B

3.8.3.18.(1)

Tactile Attention Indicators

- Required tactile attention indicators:
 - Not less than 300 mm and not more than 610 mm in depth
 - Conform to Clauses 4.1.1. and 4.1.2. of ISO 23599




Division B

3.11.3.1.(1)

Construction Requirements

- **Design and construction requirements of Class A and B public pools expanded:**
 - **Barrier-free path on pool deck**
 - **Entry and egress into water for certain pools**



Division B

3.11.3.1.(9)(a)

Construction requirements

- Allowance to reduce the required pool deck width of a public pool behind diving boards and at certain columns has been revoked



Division B

3.11.3.1.(14)

Construction Requirements

- New requirement for tactile attention indicator for certain pools:
 - At perimeter of pool deck
 - At locations where the pool deck can be confused with other surfaces



Division B

3.11.3.1.(18)(b)

Construction Requirements

- Except for modified and wave action pools, public pools must provide a barrier-free entry and egress from the water



Division B

3.11.3.2.(1)

Barrier-Free Path of Travel for Outdoor Pool Deck

- A barrier-free path of travel must be provided to and throughout the pool deck of an outdoor public pool



Division B

3.11.3.3.(1)

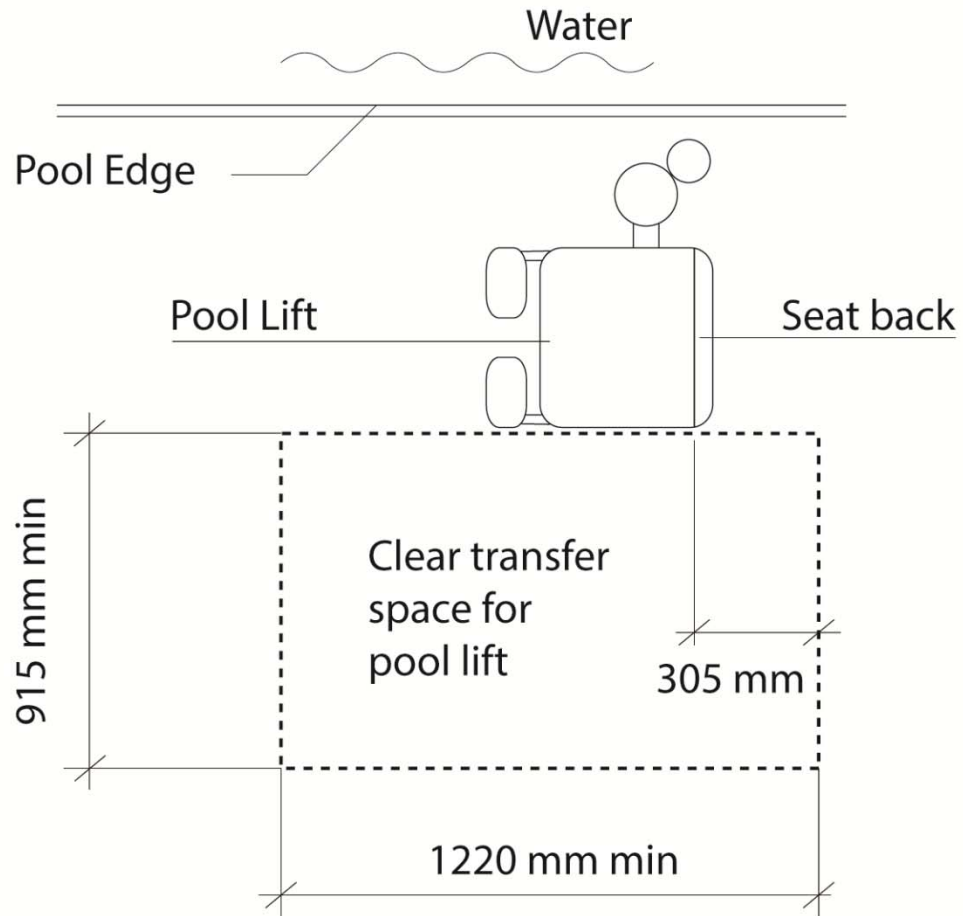
Access into Public Pools

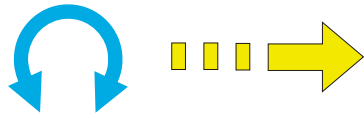
- Access into and from the water of public pools on storeys required to have a barrier-free path of travel must be provided by a barrier-free ramp or pool lift



Division B

3.11.3.3.





Division B {3.11.5.}

Ramps into Public Pools

- Requirements for barrier-free ramps relocated to new Article 3.11.5.1., and remaining requirements of Subsection 3.11.5. relocated to new Article 3.11.5.2.
- Ramp handrail height range increased to 865 mm to 965 mm



Division B

3.11.5. to 3.11.7.

Ramp and pool bottom slopes now expressed as a ratio in Subsections 3.11.5. to 3.11.7.



Division B

3.12.3.2.(2)

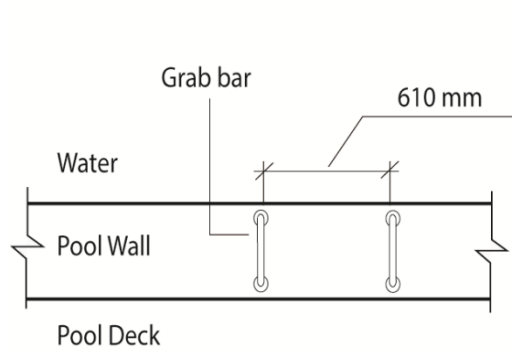
Access into Public Spas

- When more than one public spa is provided on storeys required to be barrier-free, a barrier-free access for entry and egress must be provided to at least one public spa, by a:
 - Ramp,
 - Pool lift, or
 - Transfer wall

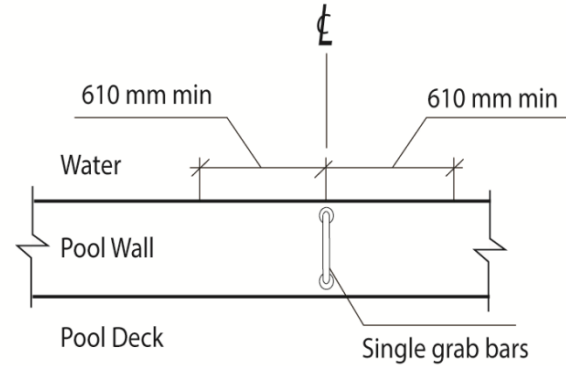


Division B

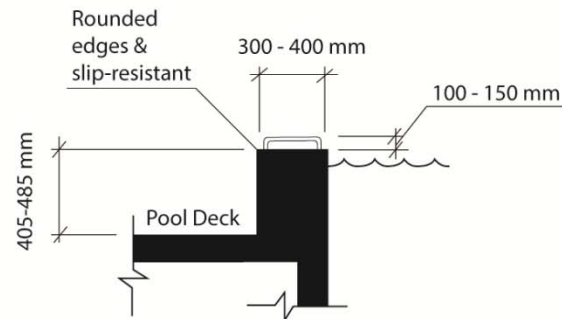
3.12.3.2.



TWO GRAB BARS



SINGLE GRAB



TRANSFER WALL AT SPA



Division B 3.13.8.1.(2)

Application

- Clarified barrier-free entrance requirements for rapid transit stations



Division B

3.13.8.3.(1)

Elevator Requirements

- A barrier-free path of travel in a rapid transit station must lead from the barrier-free entrance to each platform in the station



Division B 9.5.2.3.(1)

Stud Wall Reinforcement

- Reinforcement requirements for stud walls in main bathrooms of dwelling units expanded



Division B

9.8.9.6.(4)

Finish for Treads, Landings and Ramps

- Tactile attention indicator required at the top of certain stairs and landings



Division B 9.10.19.

Smoke Alarms

- **A visual signalling component must be provided for every required smoke alarm**



Division B 11.3.3.2.(2)

Extensive Renovation

- Only three conditions are now required to trigger compliance of construction in an existing building to the barrier-free requirements in Section 3.8.



Division B 11.3.3.2.(3)

Extensive Renovation

- Certain barrier-free design requirements will now be required in renovations to suites:
 - on floor levels that are not accessible from a barrier-free path of travel, and/or
 - less than 300 m²
- The provisions of this Sentence do not apply to buildings exempt from compliance with Section 3.8.

More Information

- www.ontario.ca/BuildingCode
- Sign up for [Code News](#)
- Follow us on [Twitter](#)
- Buy the Building Code from [Publications Ontario](#) or view on [e-Laws](#) (O. Reg. 332/12 as amended)
- Contact your [local municipality](#) for questions about how the Building Code might apply to a particular building
- [Contact us](#) at codeinfo@ontario.ca or 416-585-6666 (TTY 1-866-220-2290 for the hearing impaired)